



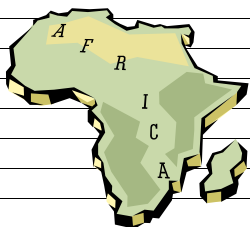
INTERNATIONAL STUDENT ENROLLMENT

(BY GEOGRAPHIC AREA)

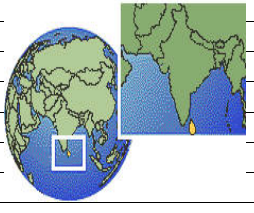
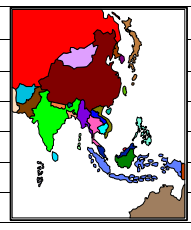
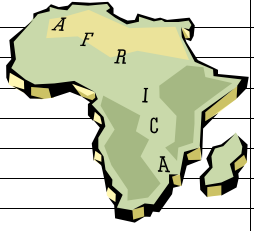
SPRING 2006

REGIONS	TOTAL ENROLLMENT		UNDERGRADUATE DEGREE		UNDERGRADUATE EXCH		TOTAL	GRADUATE	
	SPRING 2005	SPRING 2006	Male	Female	Male	Female	UNDERGRADS	Male	Female
SUMMARY									
AFRICA	95	87	8	2	1	1	12	49	26
ASIA	3416	3434	647	378	20	25	1070	1323	1041
EUROPE	456	430	16	15	69	47	147	145	138
LATIN AMERICA	327	288	11	8	5	0	24	167	97
MIDDLE EAST	265	247	11	5	0	0	16	161	70
NORTH AMERICA	100	109	16	12	0	0	28	50	31
OCEANIA	36	35	13	4	5	3	25	8	2
TOTAL ENROLLMENT	4695	4630	722	424	100	76	1322	1903	1405
Percent Decrease		1.4%							

REGIONS	TOTAL ENROLLMENT		UNDERGRADUATE DEGREE		UNDERGRADUATE EXCH		TOTAL	GRADUATE	
	SPRING 2005	SPRING 2006	Male	Female	Male	Female	UNDERGRADS	Male	Female
AFRICA	95	87	8	2	1	1	12	49	26
<i>EASTERN AFRICA</i>	32	30	0	0	0	0	0	18	12
1 Burundi	1	1	0	0	0	0	0	0	1
2 Ethiopia	7	8	0	0	0	0	0	5	3
3 Kenya	15	15	0	0	0	0	0	10	5
4 Madagascar	1	1	0	0	0	0	0	0	1
5 Malawi	1	1	0	0	0	0	0	1	0
6 Mauritius	1	1	0	0	0	0	0	1	0
7 Somalia	1	1	0	0	0	0	0	0	1
8 Tanzania	4	2	0	0	0	0	0	1	1
Uganda	1	0	0	0	0	0	0	0	0
<i>CENTRAL AFRICA</i>	4	2	1	0	0	0	1	1	0
Angola	0	0	0	0	0	0	0	0	0
9 Cameroon	3	1	0	0	0	0	0	1	0
10 Congo	1	1	1	0	0	0	1	0	0
<i>NORTH AFRICA</i>	17	15	2	1	0	1	4	10	1
Algeria	0	0	0	0	0	0	0	0	0
11 Egypt	11	12	2	1	0	0	3	9	0
12 Morocco	5	3	0	0	0	1	1	1	1
Tunisia	1	0	0	0	0	0	0	0	0
<i>SOUTHERN AFRICA</i>	12	12	1	0	1	0	2	6	4
13 Botswana	1	1	0	0	0	0	0	0	1
14 South Africa	11	11	1	0	1	0	2	6	3

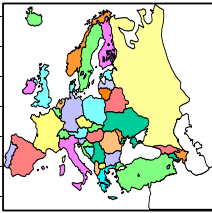


	REGIONS	TOTAL ENROLLMENT		UNDERGRADUATE DEGREE		UNDERGRADUATE EXCH		TOTAL	GRADUATE	
		SPRING 2005	SPRING 2006	Male	Female	Male	Female	UNDERGRADS	Male	Female
	WESTERN AFRICA	30	28	4	1	0	0	5	14	9
15	Burkina Faso	2	2	0	0	0	0	0	1	1
16	Cote d'Ivoire	2	2	0	0	0	0	0	2	0
17	Gambia, The	0	1	0	0	0	0	0	1	0
18	Ghana	8	9	0	0	0	0	0	5	4
	Liberia	3	0	0	0	0	0	0	0	0
	Mali	1	0	0	0	0	0	0	0	0
19	Niger	1	1	0	0	0	0	0	1	0
20	Nigeria	9	10	4	1	0	0	5	3	2
21	Senegal	2	1	0	0	0	0	0	0	1
22	Sierra Leone	2	2	0	0	0	0	0	1	1
	ASIA	3416	3434	647	378	20	25	1070	1323	1041
	EAST ASIA	2377	2407	382	253	13	20	668	890	849
23	China (PRC)	850	834	23	34	4	2	63	407	364
24	Hong Kong	72	72	27	17	2	1	47	16	9
25	Japan	93	83	10	8	4	8	30	26	27
26	Korea, Republic of	1032	1091	294	166	3	9	472	345	274
27	Macau	7	6	1	3	0	0	4	0	2
28	Mongolia	2	3	1	0	0	0	1	0	2
29	Taiwan (ROC)	321	318	26	25	0	0	51	96	171
	SOUTH AND CENTRAL ASIA	660	647	152	48	2	0	202	326	119
30	Bangladesh	14	14	0	1	0	0	1	9	4
31	India	593	582	138	43	2	0	183	292	107
32	Kazakhstan	3	2	1	0	0	0	1	0	1
33	Kyrgyzstan	0	1	1	0	0	0	1	0	0
34	Nepal	8	4	0	0	0	0	0	3	1
35	Pakistan	31	32	12	3	0	0	15	15	2
36	Sri Lanka	7	9	0	1	0	0	1	4	4
37	Uzbekistan	4	3	0	0	0	0	0	3	0



	REGIONS	TOTAL ENROLLMENT		UNDERGRADUATE DEGREE		UNDERGRADUATE EXCH		TOTAL	GRADUATE	
		SPRING 2005	SPRING 2006	Male	Female	Male	Female	UNDERGRADS	Male	Female
	SOUTHEAST ASIA	379	380	113	77	5	5	200	107	73
38	Cambodia	1	2	0	0	0	0	0	2	0
39	Indonesia	61	59	20	23	0	0	43	11	5
	Laos	1	0	0	0	0	0	0	0	0
40	Malaysia	96	87	49	25	0	1	75	6	6
41	Myanmar (Burma)	7	7	4	2	0	0	6	1	0
42	Philippines	11	14	3	1	0	1	5	3	6
43	Singapore	93	82	30	17	4	2	53	18	11
44	Thailand	65	70	2	5	0	1	8	29	33
45	Vietnam	44	59	5	4	1	0	10	37	12
	EUROPE	456	430	16	15	69	47	147	145	138
	EASTERN EUROPE	142	134	5	5	2	3	15	62	57
46	Albania	3	2	0	0	0	0	0	0	2
47	Armenia	2	3	0	0	0	0	0	2	1
	Azerbaijan	2	0	0	0	0	0	0	0	0
48	Belarus	5	5	0	0	0	0	0	2	3
49	Bulgaria	9	9	0	0	1	0	1	6	2
50	Croatia	4	6	0	0	0	1	1	4	1
51	Czech Republic	5	6	1	0	0	0	1	2	3
52	Estonia	1	1	0	0	0	0	0	1	0
53	Georgia	3	1	0	0	0	0	0	1	0
54	Hungary	0	1	0	0	1	0	1	0	0
55	Latvia	0	1	0	0	0	0	0	0	1
56	Lithuania	3	3	0	1	0	0	1	1	1
57	Poland	10	10	2	0	0	1	3	2	5
58	Romania	36	34	0	1	0	1	2	14	18
59	Russia	30	23	2	2	0	0	4	13	6
60	Serbia & Montenegro	16	15	0	0	0	0	0	9	6
61	Slovakia	2	1	0	0	0	0	0	0	1
62	Ukraine	11	13	0	1	0	0	1	5	7

	REGIONS	TOTAL ENROLLMENT		UNDERGRADUATE DEGREE		UNDERGRADUATE EXCH		TOTAL	GRADUATE	
		SPRING 2005	SPRING 2006	Male	Female	Male	Female	UNDERGRADS	Male	Female
	<i>WESTERN EUROPE</i>	314	296	11	10	67	44	132	83	81
63	Austria	18	25	0	0	7	9	16	6	3
64	Belgium	7	5	0	0	2	1	3	2	0
65	Denmark	5	5	0	0	1	1	2	1	2
66	Finland	3	2	0	0	0	0	0	0	2
67	France	44	35	1	0	7	6	14	10	11
68	Germany	50	50	0	1	13	7	21	17	12
69	Greece	27	23	0	0	0	0	0	15	8
	Iceland	1	0	0	0	0	0	0	0	0
70	Ireland	10	6	0	0	3	0	3	3	0
71	Italy	16	12	1	0	2	1	4	5	3
72	Netherlands	7	7	0	0	3	0	3	2	2
73	Norway	4	2	0	0	1	0	1	1	0
74	Portugal	4	4	0	0	0	0	0	0	4
75	Spain	31	41	0	1	2	4	7	14	20
76	Sweden	5	8	1	1	3	0	5	0	3
77	Switzerland	2	2	0	1	0	0	1	1	0
78	United Kingdom	80	69	8	6	23	15	52	6	11
	LATIN AMERICA	327	288	11	8	5	0	24	167	97
	<i>CARIBBEAN</i>	15	15	0	2	0	0	2	5	8
79	Bahamas	0	1	0	0	0	0	0	0	1
	Barbados	1	0	0	0	0	0	0	0	0
80	Dominican Republic	1	4	0	0	0	0	0	3	1
	Haiti	2	0	0	0	0	0	0	0	0
81	Jamaica	5	7	0	2	0	0	2	2	3
	St. Vincent	1	0	0	0	0	0	0	0	0
82	Trinidad & Tobago	5	3	0	0	0	0	0	0	3



	REGIONS	TOTAL ENROLLMENT		UNDERGRADUATE DEGREE		UNDERGRADUATE EXCH		TOTAL	GRADUATE	
		SPRING 2005	SPRING 2006	Male	Female	Male	Female	UNDERGRADS	Male	Female
	<i>CENTRAL AMERICA AND MEXICO</i>	68	57	4	1	0	0	5	33	19
83	Belize	3	5	1	0	0	0	1	0	4
84	Costa Rica	3	1	0	0	0	0	0	0	1
85	El Salvador	1	2	0	0	0	0	0	1	1
86	Guatemala	5	4	1	0	0	0	1	2	1
87	Honduras	6	7	0	0	0	0	0	4	3
88	Mexico	45	34	2	1	0	0	3	22	9
89	Nicaragua	1	2	0	0	0	0	0	2	0
90	Panama	4	2	0	0	0	0	0	2	0
	<i>SOUTH AMERICA</i>	244	216	7	5	5	0	17	129	70
91	Argentina	61	48	2	0	0	0	2	33	13
92	Bolivia	5	5	0	0	0	0	0	2	3
93	Brazil	64	61	1	1	2	0	4	32	25
94	Chile	13	11	0	0	0	0	0	10	1
95	Colombia	38	32	0	0	0	0	0	21	11
96	Ecuador	30	21	2	0	3	0	5	12	4
97	Guyana	2	4	0	0	0	0	0	1	3
98	Paraguay	0	1	0	0	0	0	0	1	0
99	Peru	14	19	1	2	0	0	3	10	6
100	Uruguay	6	5	0	1	0	0	1	3	1
101	Venezuela	11	9	1	1	0	0	2	4	3
	MIDDLE EAST	265	247	11	5	0	0	16	161	70
102	Cyprus	10	7	1	1	0	0	2	2	3
103	Iran	55	60	1	0	0	0	1	41	18
104	Israel	12	13	1	2	0	0	3	7	3
105	Jordan	8	5	1	1	0	0	2	2	1
106	Kuwait	1	2	0	0	0	0	0	0	2
107	Lebanon	17	14	0	0	0	0	0	8	6
108	Oman	1	1	0	1	0	0	1	0	0
109	Palestinian Authority	2	2	0	0	0	0	0	2	0
110	Saudi Arabia	15	12	1	0	0	0	1	10	1
111	Syria	3	2	0	0	0	0	0	1	1
112	Turkey	140	128	5	0	0	0	5	88	35

Prepared by International Student and Scholar Services

	REGIONS	TOTAL ENROLLMENT		UNDERGRADUATE DEGREE		UNDERGRADUATE EXCH		TOTAL	GRADUATE	
		SPRING 2005	SPRING 2006	Male	Female	Male	Female	UNDERGRADS	Male	Female
113	United Arab Emirates	1	1	1	0	0	0	1	0	0

SPO6 INTERNATIONAL STUDENT ENROLLMENT (BY COLLEGE)

	UNDERGRADUATE	GRADUATE	TOTAL
ACES			
Ag & Consumer Econ	2	50	52
Ag Engineering	1	0	1
Animal Sciences	2	23	25
Crop Sciences	0	22	22
Food Sci/Hum Nutr	13	24	37
Hum & Com Dev	0	6	6
Nat Res/Env Sci	1	25	26
Nutritional Sciences	0	14	14
Nondegree	12	0	12
College Total	31	164	195
ALS			
Community Health	1	2	3
Kinesiology	9	10	19
Rec/Sport/Tourism	6	17	23
Sp & Hearing Sci	2	12	14
Nondegree	0	0	0
College Total	18	41	59
AVIATION			
Professional Pilot	1	0	1
CBA			
Accountancy	104	76	180
Bus Administration	48	80	128
Finance	44	67	111
MBA Program	0	102	102
Nondegree	28	9	37
Undeclared	14	0	14
College Total	238	334	572

Prepared by ISSS

	UNDERGRADUATE	GRADUATE	TOTAL
COM			
Advertising	9	6	15
Communications	3	16	19
Journalism	0	3	3
Nondegree	5	0	5
College Total	17	25	42
EDU			
Curr & Instruction	3	83	86
Educ Org & Ldrshp	0	4	4
Educ Policy Studies	0	20	20
Educ Psychology	0	57	57
Human Res Educ	0	34	34
Special Education	0	18	18
Nondegree	2	0	2
Undeclared	2	0	2
College Total	7	216	223
ENG			
Aero/Astro Eng	13	24	37
Bioengineering	1	3	4
Civil/Environ Eng	14	204	218
Computer Science	49	246	295
Electrical & Computer Eng	188	255	443
Engineering Administration	0	23	23
General Engineering	9	28	37
MATSE	14	90	104
Mech/Indust Eng	38	119	157
Physics	15	120	135
Plasma/Radiological Eng	1	31	32
TAM	1	40	41
Nondegree	38	9	47
College Total	381	1192	1573

Prepared by ISSS

	UNDERGRADUATE	GRADUATE	TOTAL
FAA			
Architecture	25	24	49
Art and Design	13	20	33
Dance	2	3	5
Landscape Arch	1	18	19
Music	12	94	106
Theatre	1	5	6
Urban/Regional Plan	2	32	34
Nondegree	9	0	9
Undeclared	6	0	6
College Total	71	196	267
LIR			
Grad Students	0	24	24
LAW			
Graduate	0	37	37
Professional	0	16	16
College Total	0	53	53
LAS			
African Studies	0	4	4
Anthropology	0	18	18
Astronomy	4	20	24
Atmospheric Sci	0	14	14
Biochemistry	28	36	64
Cell and Structural Biology	0	38	38
Chem Eng	38	36	74
Chemistry	13	69	82
Classics	0	3	3
Comparative Lit	1	28	29
E Asian Langs	3	22	25
Economics	1	126	127
English	6	16	22
Eng/International Lang	0	38	38
Entomology	0	8	8
French	1	8	9
Geography	1	17	18

Prepared by ISSS

	UNDERGRADUATE	GRADUATE	TOTAL
LAS, Continued			
Geology	0	16	16
Germanic Langs	0	7	7
History	1	23	24
Integrative Biology	8	15	23
LAS	105	0	105
Linguistics	2	36	38
Mathematics	61	117	178
Microbiology	0	31	31
Molecular/Cell Biology	21	53	74
Philosophy	1	2	3
Physiology	1	18	19
Plant Biology	0	7	7
Political Science	6	13	19
Psychology	25	45	70
Religious Studies	0	0	0
Russian and Eastern European Studies	0	1	1
Slavic Langs	0	4	4
Sociology	5	17	22
Spanish/Italian/Port	1	34	35
Speech Communication	1	9	10
Statistics	8	27	35
Nondegree	87	4	91
Undeclared	129	4	133
College Total	558	984	1542
LIS			
Graduate Students	0	40	40
SOCIAL WORK			
Graduate Students	0	10	10
VETERINARY MED			
Vet Biosciences	0	8	8
Vet Clinical Med	0	12	12
Vet Pathobiology	0	7	7
Professional	0	2	2
College Total	0	29	29
TOTAL ENROLLMENT	1322	3308	4630

Prepared by ISSS