



ILLINOIS
UNIVERSITY OF ILLINOIS AT URBANA-CHAMPAIGN

INTERNATIONAL STUDENT & SCHOLAR SERVICES

FALL 2010 STATISTICS



Staff Listing

Julie Misa
Director

Carol Buss
Director, Faculty and Staff

Martin McFarlane
Associate Director

Ryan Bobst
Assistant Director

Dana Bouche
Assistant Director

Stephanie Dvorachek
Assistant Director

Afroza Faruque
Assistant Director

Cheryl Hinkel
Assistant Director

Kara Johnson
Assistant Director

Robb Larson
Assistant Director

Erin Schiller
Assistant Director

Nicole Vernon
Assistant Director

Jodi Barnhill
International Data Coordinator

Kathryn Majewski
Data Management Specialist

Laverne Anderson
Office Manager

Jonathan Crowley
Office Support Assistant

Datial Jones
Office Support Assistant





Table of Contents

| | |
|----|---|
| 2 | Letter from the Director |
| 3 | International Student Enrollment |
| 4 | Overview Summary |
| 5 | New Student Summary |
| 6 | Undergraduate Student Summary |
| 7 | Graduate Student Summary |
| 8 | Enrollment by Country |
| 14 | Enrollment by Department |
| 18 | Summary Charts |
| 19 | International Faculty & Scholars |
| 20 | Summary Data |
| 22 | International Faculty & Scholars by Country |



Letter from the Director

International Student & Scholar Services (ISSS) is committed to providing culturally sensitive services of the highest quality to international students and scholars. We are proud that the University of Illinois at Urbana-Champaign ranks 1st amongst US public institutions hosting international students (4th overall) and 16th for scholars.

The UIUC welcomed a record 2,259 new international students to campus this fall. The top three countries represented were China (861), South Korea (397), and India (234), accounting for 66% of our new student population. For the third year in a row, new undergraduate degree students outnumbered new graduate degree students, with 1139 (50.4%) and 790 (35%), respectively. Incoming freshmen were the largest single group, numbering 909 this fall. We also welcomed 330 non-degree and professional students to campus this year.

The number of enrolled international students is also at an all-time high of 7,271, an increase of 10.8% from Fall 2009. Graduate Degree students account for 51.2% (3,751) of enrolled international students, and comprise 39.1% of the overall graduate student population. Undergraduate Degree students make up 43.5% (3,160) of the international student enrollment, and 10.1% of the UI undergraduate student population. Overall, international students comprise 17.3% of the student enrollment at the UI.

Our students represent 114 countries, with 82.7% coming from Asia. The top 5 countries of origin are: China (2,333), South Korea (1,564), India (858), Taiwan (463), and Canada (131).

From July 2009 through June 2010, UIUC welcomed 1,787 international faculty and staff to its campus. Nearly 30% were working and researching in Engineering, followed by nearly 12% in the Physical Sciences, and 9.8% in Biological & Biomedical Sciences. The most represented country was China, with 549 faculty and staff, followed by South Korea with 227, India with 203, Brazil with 63, and Japan with 61.

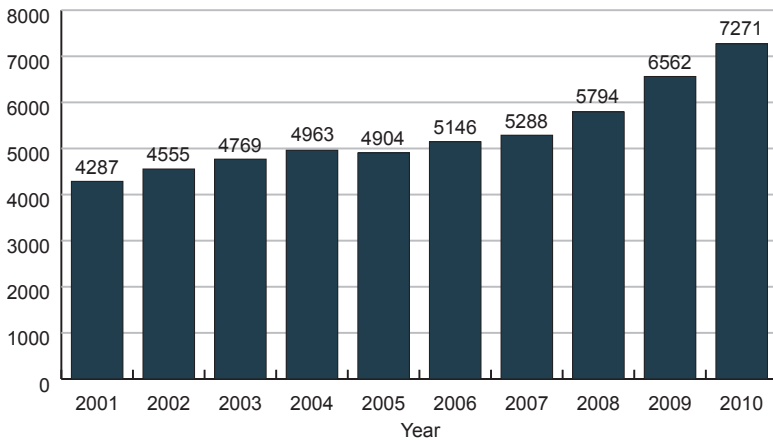
We at ISSS celebrate the presence of so many talented international students, faculty, and staff at the University of Illinois at Urbana-Champaign, and we look forward to working with this special group of people in the upcoming year.

Julie Misa

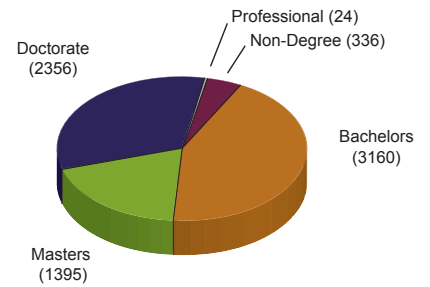
Julie Misa
Director, International Student & Scholar Services

TOTAL STUDENT ENROLLMENT

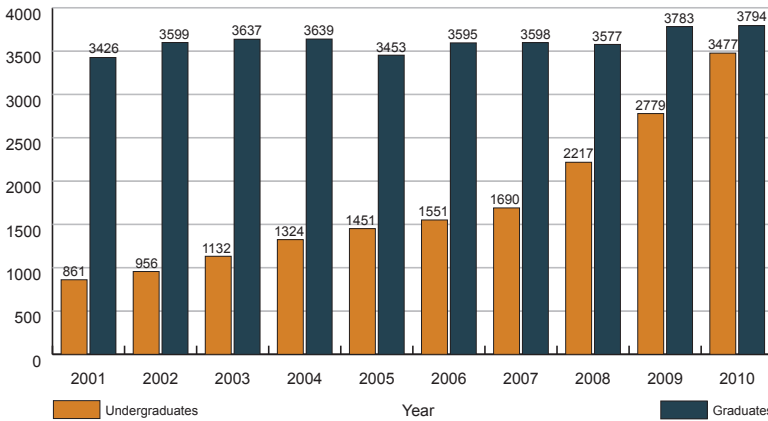
Total Enrollment
2001 - 2010



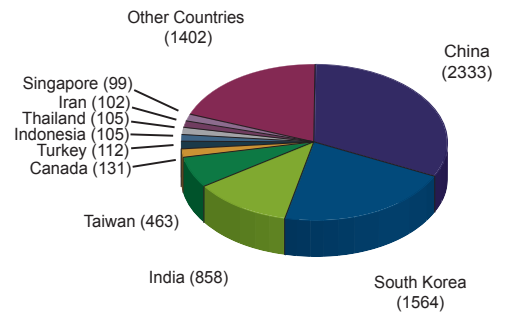
Distribution by Degree Level



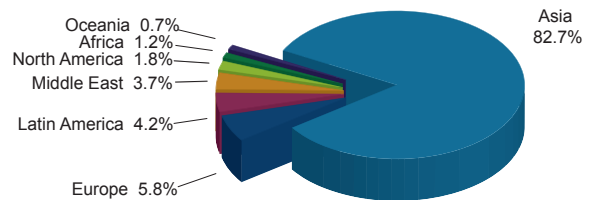
Distribution by Degree Level
2001 - 2010



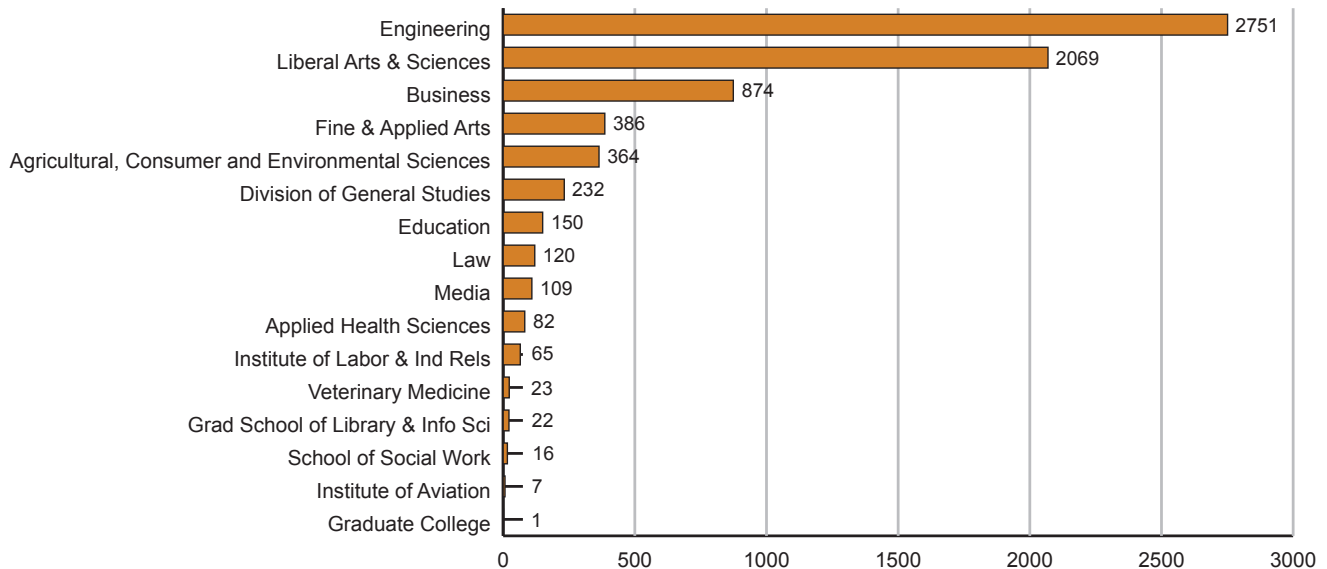
Top 10 Countries



Distribution by Region

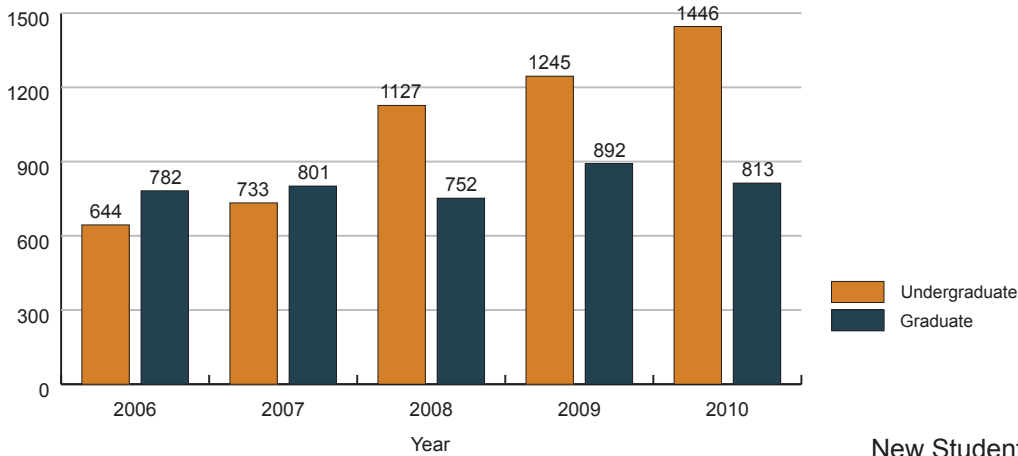


Distribution by College

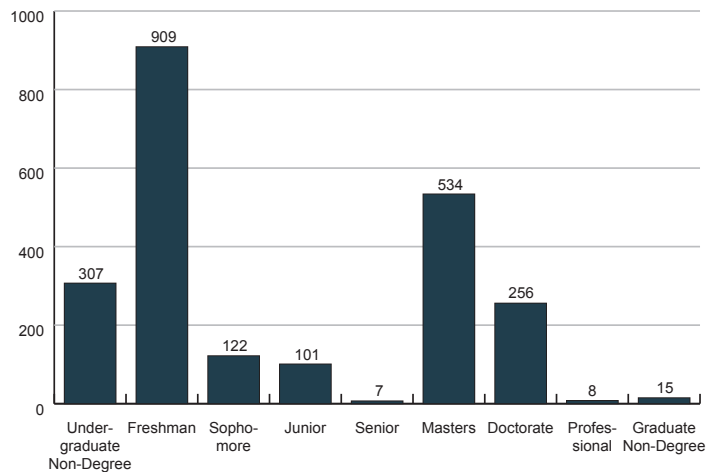


NEW STUDENT SUMMARY

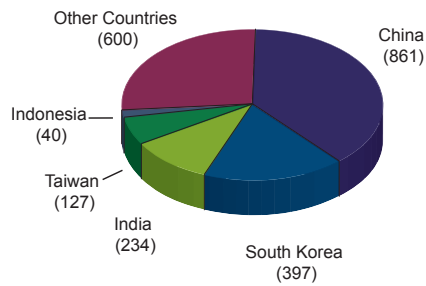
New Student Enrollment 2006 - 2010



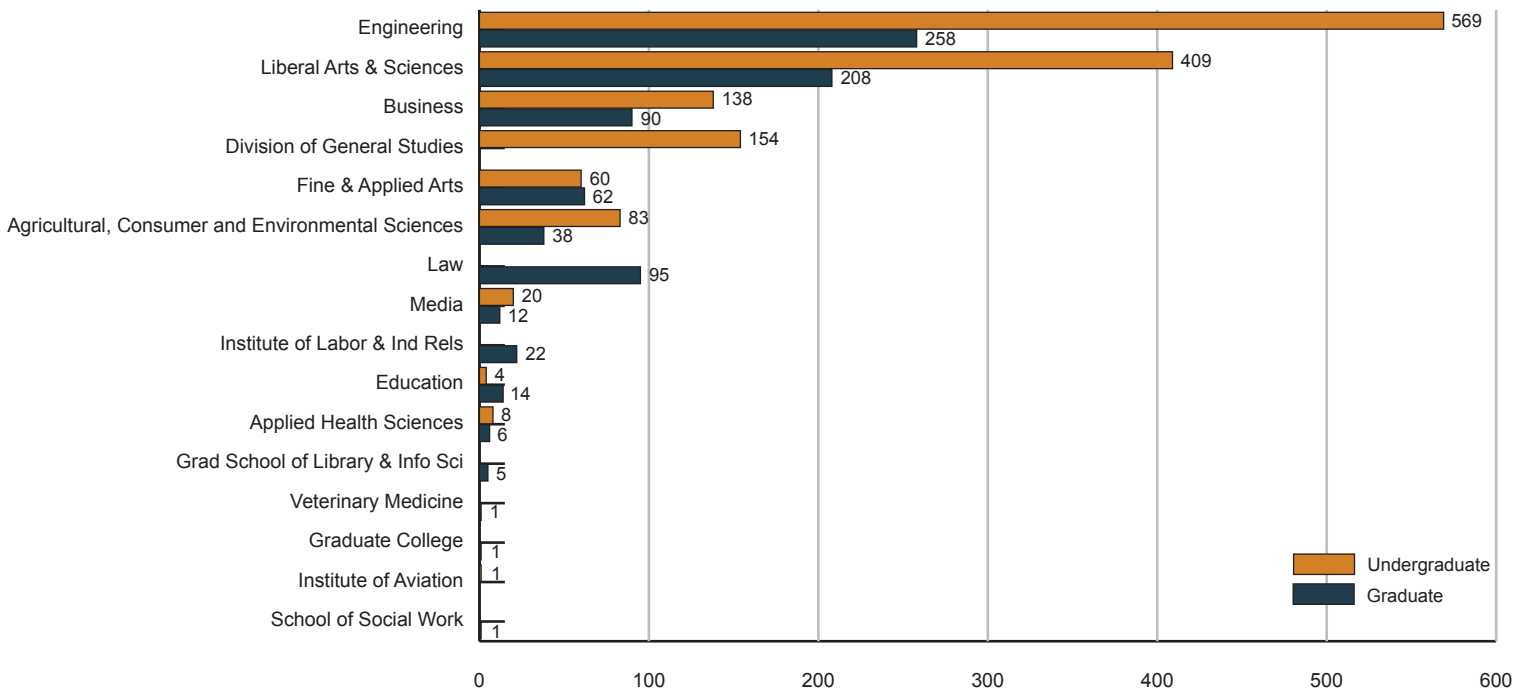
New Student Distribution by Degree Level



New Student Enrollment Top 5 Countries

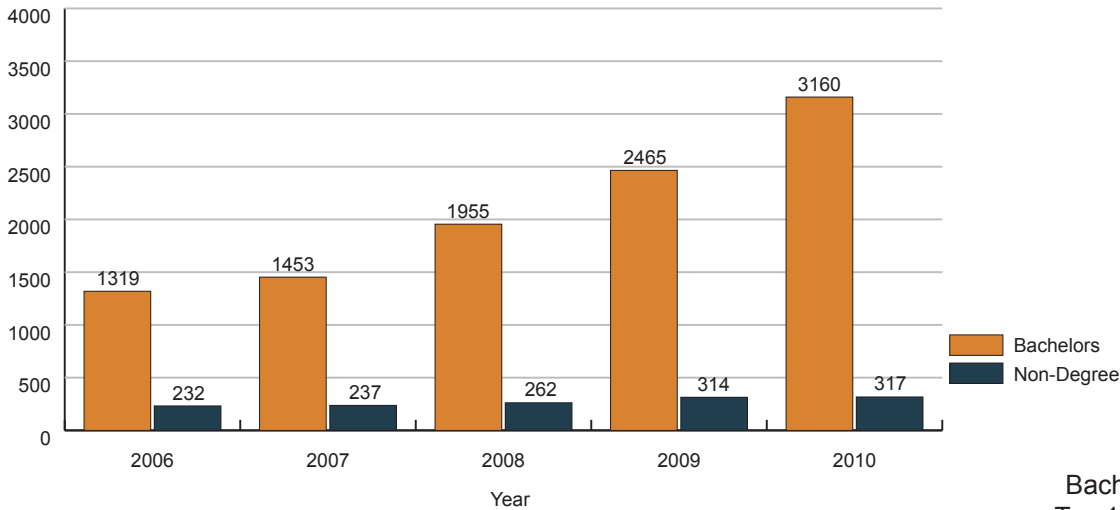


New Student Distribution by College

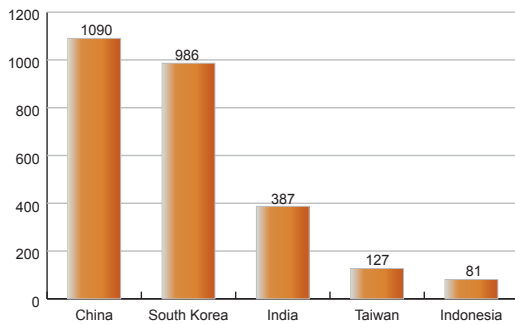


UNDERGRADUATE STUDENT SUMMARY

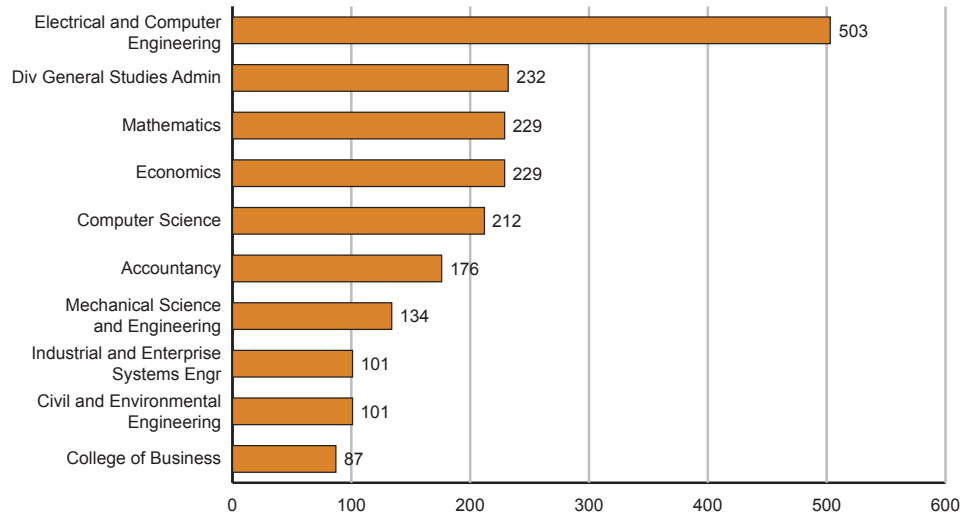
Undergraduate Student Enrollment
2006 - 2010



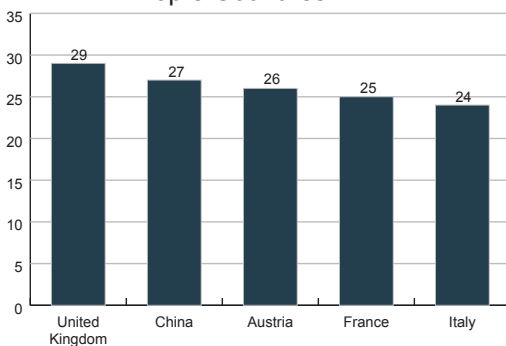
Bachelors Student
Top 5 Countries



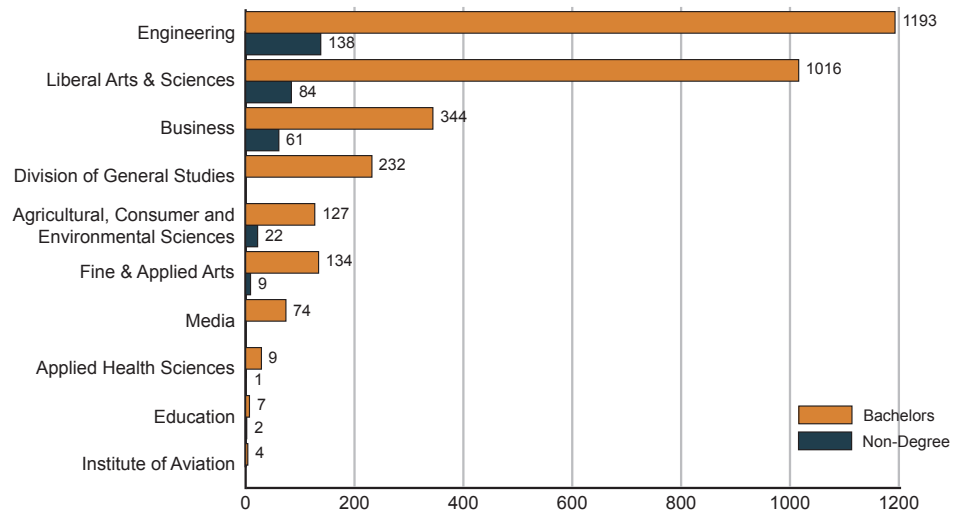
Bachelors Student
Top 10 Departments



Non-Degree Student
Top 5 Countries

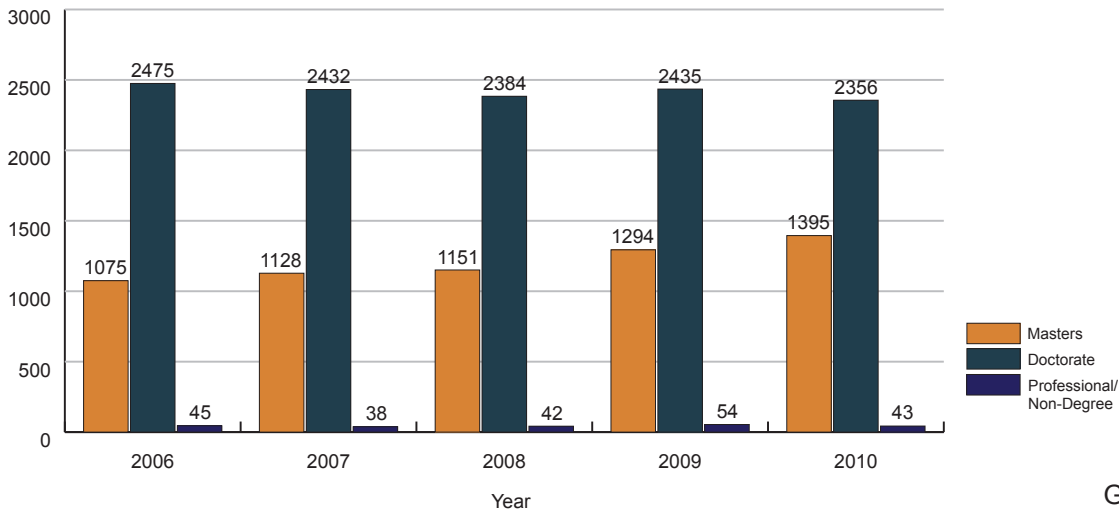


Distribution by College

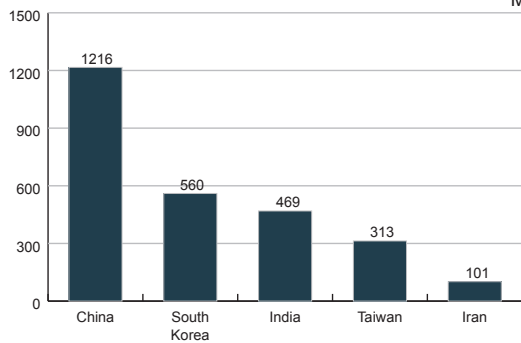


GRADUATE STUDENT SUMMARY

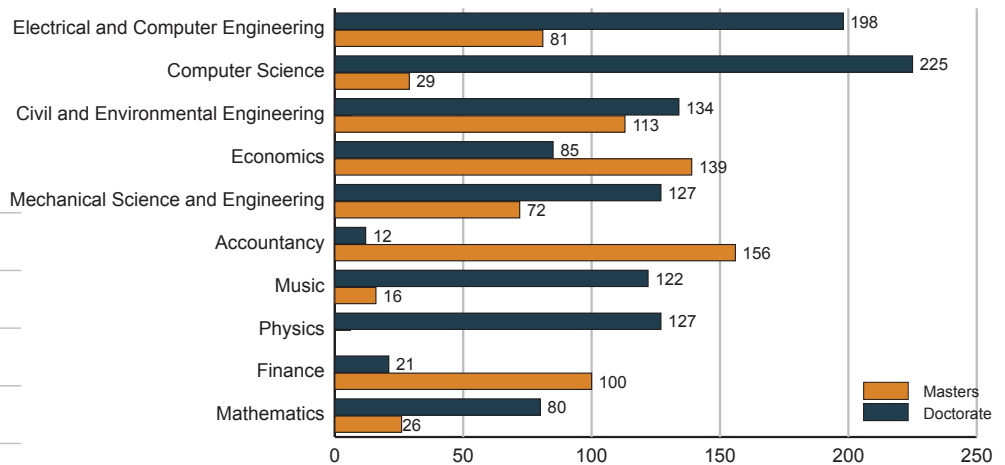
Graduate Student Enrollment 2006 - 2010



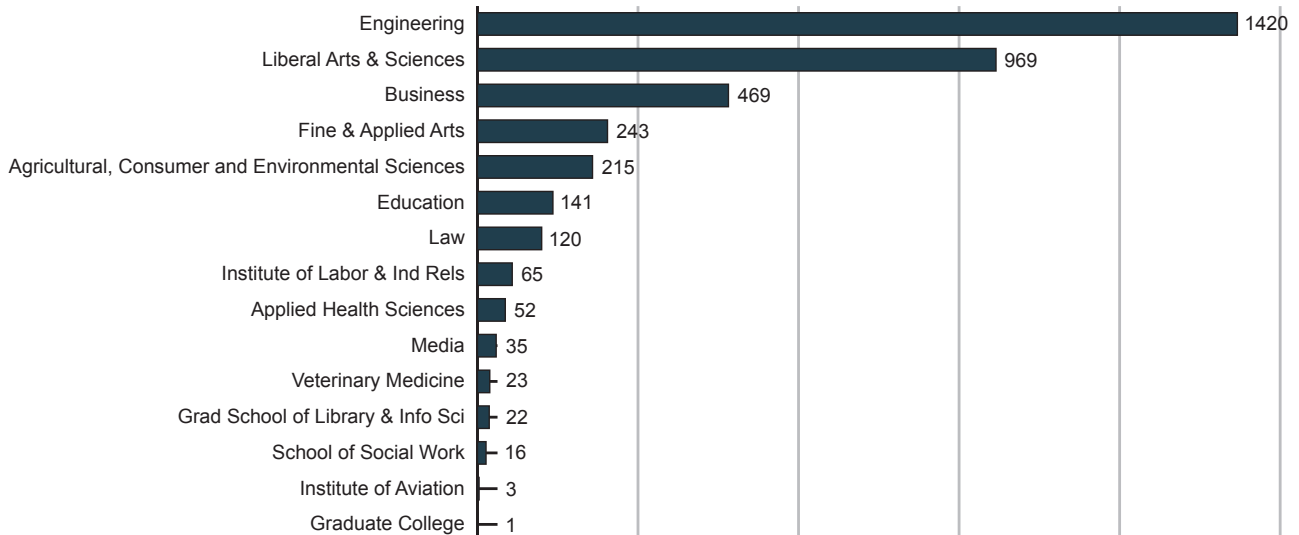
Graduate Student Top 5 Countries



Graduate Student Top 10 Departments



Distribution by College



ENROLLMENT BY COUNTRY

| | Undergraduate | | | | | Graduate | | | | | | | | Grand Total | |
|------------------------|---------------|------------|------------|------------|------------|-----------|-----------|-----------|-----------|--------------|----------|------------|----------|-------------|------------|
| | Bachelors | | Non-Degree | | Total | Masters | | Doctorate | | Professional | | Non-Degree | | | Total |
| | Female | Male | Female | Male | | Female | Male | Female | Male | Female | Male | Female | Male | | |
| Turkmenistan | -- | -- | -- | -- | 0 | -- | -- | -- | -- | -- | -- | -- | -- | 0 | 0 |
| Uzbekistan | -- | -- | -- | -- | 0 | -- | -- | -- | 1 | -- | -- | -- | -- | 1 | 1 |
| SOUTHEAST ASIA | 116 | 161 | 3 | 10 | 290 | 24 | 38 | 44 | 76 | 0 | 1 | 1 | 1 | 185 | 475 |
| Brunei | 1 | -- | -- | -- | 1 | -- | -- | -- | -- | -- | -- | -- | -- | 0 | 1 |
| Burma | -- | 2 | -- | -- | 2 | 1 | -- | -- | -- | -- | -- | -- | -- | 1 | 3 |
| Cambodia | -- | -- | -- | -- | 0 | -- | -- | -- | -- | -- | -- | -- | -- | 0 | 0 |
| Indonesia | 38 | 43 | -- | -- | 81 | 4 | 10 | 4 | 6 | -- | -- | -- | -- | 24 | 105 |
| Laos | -- | -- | -- | -- | 0 | -- | -- | -- | -- | -- | -- | -- | -- | 0 | 0 |
| Malaysia | 35 | 44 | -- | 1 | 80 | 1 | 2 | 7 | 7 | -- | -- | -- | 1 | 18 | 98 |
| Myanmar | -- | -- | -- | -- | 0 | -- | -- | -- | -- | -- | -- | -- | -- | 0 | 0 |
| Philippines | 2 | 3 | -- | -- | 5 | 1 | -- | 5 | 5 | -- | -- | -- | -- | 11 | 16 |
| Singapore | 24 | 31 | 3 | 6 | 64 | 4 | 7 | 5 | 18 | -- | -- | 1 | -- | 35 | 99 |
| Thailand | 13 | 30 | -- | -- | 43 | 13 | 15 | 16 | 18 | -- | -- | -- | -- | 62 | 105 |
| Timor-Leste | -- | -- | -- | -- | 0 | -- | -- | -- | -- | -- | -- | -- | -- | 0 | 0 |
| Vietnam | 3 | 8 | -- | 3 | 14 | -- | 4 | 7 | 22 | -- | 1 | -- | -- | 34 | 48 |
| EUROPE | 10 | 25 | 67 | 107 | 209 | 22 | 19 | 70 | 92 | 1 | 1 | 6 | 1 | 212 | 421 |
| EASTERN EUROPE | 1 | 7 | 1 | 5 | 14 | 11 | 1 | 43 | 38 | 1 | 1 | 0 | 0 | 95 | 109 |
| Albania | -- | -- | -- | -- | 0 | -- | -- | 2 | -- | -- | -- | -- | -- | 2 | 2 |
| Armenia | -- | -- | -- | -- | 0 | -- | -- | -- | 2 | -- | -- | -- | -- | 2 | 2 |
| Azerbaijan | -- | 1 | -- | -- | 1 | -- | -- | -- | -- | -- | -- | -- | -- | 0 | 1 |
| Belarus | -- | -- | -- | -- | 0 | 1 | -- | -- | -- | -- | -- | -- | -- | 1 | 1 |
| Bosnia and Herzegovina | -- | -- | -- | -- | 0 | -- | -- | -- | -- | -- | -- | -- | -- | 0 | 0 |
| Bulgaria | -- | -- | -- | 1 | 1 | 1 | -- | 2 | 3 | -- | -- | -- | -- | 6 | 7 |
| Croatia | -- | -- | -- | -- | 0 | -- | -- | -- | 1 | -- | -- | -- | -- | 1 | 1 |
| Czech Republic | -- | -- | -- | -- | 0 | -- | -- | 1 | -- | -- | -- | -- | -- | 1 | 1 |
| Estonia | -- | -- | -- | -- | 0 | -- | -- | -- | -- | -- | -- | -- | -- | 0 | 0 |
| Georgia | -- | -- | -- | -- | 0 | 1 | -- | 1 | -- | -- | -- | -- | -- | 2 | 2 |
| Hungary | -- | 1 | -- | -- | 1 | -- | -- | -- | -- | -- | -- | -- | -- | 0 | 1 |
| Kosovo | -- | -- | -- | 1 | 1 | -- | -- | -- | -- | -- | -- | -- | -- | 0 | 1 |
| Latvia | -- | -- | 1 | -- | 1 | -- | -- | -- | 1 | -- | -- | -- | -- | 1 | 2 |
| Lithuania | -- | -- | -- | -- | 0 | -- | -- | -- | -- | 1 | -- | -- | -- | 1 | 1 |
| Macedonia | -- | -- | -- | -- | 0 | -- | -- | -- | -- | -- | -- | -- | -- | 0 | 0 |
| Moldova | -- | 1 | -- | -- | 1 | -- | -- | -- | 1 | -- | -- | -- | -- | 1 | 2 |
| Montenegro | -- | -- | -- | -- | 0 | -- | -- | -- | -- | -- | -- | -- | -- | 0 | 0 |
| Poland | -- | 1 | -- | 1 | 2 | -- | -- | 4 | 1 | -- | -- | -- | -- | 5 | 7 |
| Romania | 1 | 1 | -- | -- | 2 | -- | -- | 13 | 10 | -- | 1 | -- | -- | 24 | 26 |
| Russia | -- | -- | -- | -- | 0 | 5 | -- | 8 | 9 | -- | -- | -- | -- | 22 | 22 |
| Serbia | -- | 1 | -- | -- | 1 | 1 | 1 | 7 | 5 | -- | -- | -- | -- | 14 | 15 |
| Slovakia | -- | -- | -- | 2 | 2 | -- | -- | 1 | -- | -- | -- | -- | -- | 1 | 3 |
| Slovenia | -- | -- | -- | -- | 0 | -- | -- | -- | -- | -- | -- | -- | -- | 0 | 0 |
| Ukraine | -- | 1 | -- | -- | 1 | 2 | -- | 4 | 5 | -- | -- | -- | -- | 11 | 12 |

ENROLLMENT BY COUNTRY

| | Undergraduate | | | | | Graduate | | | | | | | | Grand Total | |
|------------------------------------|---------------|-----------|------------|-----------|-----------|-----------|-----------|-----------|------------|--------------|----------|------------|----------|-------------|------------|
| | Bachelors | | Non-Degree | | Total | Masters | | Doctorate | | Professional | | Non-Degree | | | Total |
| | Female | Male | Female | Male | | Female | Male | Female | Male | Female | Male | Female | Male | | |
| Montserrat | -- | -- | -- | -- | 0 | -- | -- | -- | -- | -- | -- | -- | -- | 0 | 0 |
| Netherlands Antilles | -- | -- | -- | -- | 0 | -- | -- | -- | -- | -- | -- | -- | -- | 0 | 0 |
| Saint Kitts and Nevis | -- | -- | -- | -- | 0 | -- | -- | -- | -- | -- | -- | -- | -- | 0 | 0 |
| St. Lucia | -- | -- | -- | -- | 0 | -- | -- | -- | -- | -- | -- | -- | -- | 0 | 0 |
| St. Vincent | -- | -- | -- | -- | 0 | -- | -- | -- | -- | -- | -- | -- | -- | 0 | 0 |
| Trinidad & Tobago | 1 | 1 | -- | -- | 2 | -- | -- | 1 | 1 | -- | -- | -- | -- | 2 | 4 |
| CENTRAL AMERICA AND MEXICO | 1 | 10 | 0 | 6 | 17 | 2 | 12 | 12 | 22 | 0 | 2 | 0 | 0 | 50 | 67 |
| Belize | -- | -- | -- | -- | 0 | -- | 1 | -- | -- | -- | -- | -- | -- | 1 | 1 |
| Costa Rica | -- | 2 | -- | -- | 2 | -- | 1 | 1 | 1 | -- | -- | -- | -- | 3 | 5 |
| El Salvador | -- | 1 | -- | -- | 1 | -- | -- | -- | -- | -- | -- | -- | -- | 0 | 1 |
| Guatemala | -- | 1 | -- | -- | 1 | -- | 1 | -- | 5 | -- | -- | -- | -- | 6 | 7 |
| Honduras | -- | 1 | -- | -- | 1 | 2 | 1 | 1 | 3 | -- | -- | -- | -- | 7 | 8 |
| Mexico | 1 | 5 | -- | 6 | 12 | -- | 6 | 10 | 12 | -- | 2 | -- | -- | 30 | 42 |
| Nicaragua | -- | -- | -- | -- | 0 | -- | -- | -- | -- | -- | -- | -- | -- | 0 | 0 |
| Panama | -- | -- | -- | -- | 0 | -- | 2 | -- | 1 | -- | -- | -- | -- | 3 | 3 |
| SOUTH AMERICA | 4 | 14 | 8 | 12 | 38 | 21 | 28 | 39 | 93 | 0 | 0 | 0 | 0 | 181 | 219 |
| Argentina | 1 | 2 | -- | -- | 3 | 2 | 5 | 6 | 7 | -- | -- | -- | -- | 20 | 23 |
| Bolivia | -- | 1 | -- | -- | 1 | -- | -- | 2 | 1 | -- | -- | -- | -- | 3 | 4 |
| Brazil | -- | 5 | 7 | 8 | 20 | 5 | 4 | 13 | 33 | -- | -- | -- | -- | 55 | 75 |
| Chile | 1 | -- | -- | -- | 1 | 2 | -- | 2 | 14 | -- | -- | -- | -- | 18 | 19 |
| Colombia | -- | 2 | -- | -- | 2 | 5 | 5 | 9 | 21 | -- | -- | -- | -- | 40 | 42 |
| Ecuador | 1 | -- | 1 | 3 | 5 | 4 | 4 | 2 | 6 | -- | -- | -- | -- | 16 | 21 |
| French Guiana | -- | -- | -- | -- | 0 | -- | -- | -- | -- | -- | -- | -- | -- | 0 | 0 |
| Guyana | -- | -- | -- | -- | 0 | -- | -- | -- | -- | -- | -- | -- | -- | 0 | 0 |
| Paraguay | -- | -- | -- | -- | 0 | -- | 3 | -- | 2 | -- | -- | -- | -- | 5 | 5 |
| Peru | 1 | 2 | -- | -- | 3 | 1 | 5 | 4 | 7 | -- | -- | -- | -- | 17 | 20 |
| Suriname | -- | -- | -- | 1 | 1 | -- | -- | -- | -- | -- | -- | -- | -- | 0 | 1 |
| Uruguay | -- | -- | -- | -- | 0 | -- | -- | -- | -- | -- | -- | -- | -- | 0 | 0 |
| Venezuela | -- | 2 | -- | -- | 2 | 2 | 2 | 1 | 2 | -- | -- | -- | -- | 7 | 9 |
| MIDDLE EAST | 2 | 24 | 0 | 3 | 29 | 14 | 55 | 62 | 109 | 0 | 0 | 1 | 0 | 241 | 270 |
| Bahrain | -- | 1 | -- | -- | 1 | -- | -- | -- | 1 | -- | -- | -- | -- | 1 | 2 |
| Cyprus | -- | 1 | -- | -- | 1 | -- | 1 | -- | 3 | -- | -- | -- | -- | 4 | 5 |
| Iran | -- | 1 | -- | -- | 1 | 3 | 5 | 33 | 60 | -- | -- | -- | -- | 101 | 102 |
| Iraq | -- | -- | -- | -- | 0 | -- | -- | -- | -- | -- | -- | -- | -- | 0 | 0 |
| Israel | -- | 3 | -- | 1 | 4 | -- | 2 | 1 | 5 | -- | -- | -- | -- | 8 | 12 |
| Jordan | 1 | -- | -- | 1 | 2 | 1 | 4 | 1 | 4 | -- | -- | -- | -- | 10 | 12 |
| Kuwait | -- | 1 | -- | -- | 1 | 1 | -- | -- | -- | -- | -- | -- | -- | 1 | 2 |
| Lebanon | -- | -- | -- | -- | 0 | -- | 2 | 1 | 7 | -- | -- | -- | -- | 10 | 10 |
| Oman | -- | -- | -- | -- | 0 | -- | -- | -- | -- | -- | -- | -- | -- | 0 | 0 |
| Palestinian Authority - Gaza Strip | -- | -- | -- | -- | 0 | -- | -- | -- | -- | -- | -- | -- | -- | 0 | 0 |
| Palestinian Authority - West Bank | -- | -- | -- | -- | 0 | 1 | -- | 2 | -- | -- | -- | -- | -- | 3 | 3 |

| | Undergraduate | | | | | Graduate | | | | | | | | Grand Total | |
|----------------------|---------------|-------------|------------|------------|-------------|------------|------------|------------|-------------|--------------|-----------|------------|----------|-------------|-------------|
| | Bachelors | | Non-Degree | | Total | Masters | | Doctorate | | Professional | | Non-Degree | | | Total |
| | Female | Male | Female | Male | | Female | Male | Female | Male | Female | Male | Female | Male | | |
| Qatar | -- | -- | -- | -- | 0 | -- | -- | -- | -- | -- | -- | -- | -- | 0 | 0 |
| Saudi Arabia | -- | 2 | -- | -- | 2 | -- | 2 | -- | 1 | -- | -- | 1 | -- | 4 | 6 |
| Syria | -- | 2 | -- | -- | 2 | -- | -- | -- | -- | -- | -- | -- | -- | 0 | 2 |
| Turkey | 1 | 12 | -- | 1 | 14 | 8 | 38 | 24 | 28 | -- | -- | -- | -- | 98 | 112 |
| United Arab Emirates | -- | 1 | -- | -- | 1 | -- | 1 | -- | -- | -- | -- | -- | -- | 1 | 2 |
| Yemen | -- | -- | -- | -- | 0 | -- | -- | -- | -- | -- | -- | -- | -- | 0 | 0 |
| NORTH AMERICA | 23 | 39 | 0 | 0 | 62 | 8 | 11 | 15 | 31 | 0 | 4 | 0 | 0 | 69 | 131 |
| Canada | 23 | 39 | -- | -- | 62 | 8 | 11 | 15 | 31 | -- | 4 | -- | -- | 69 | 131 |
| OCEANIA | 5 | 9 | 5 | 12 | 31 | 2 | 4 | 1 | 7 | 0 | 1 | 1 | 0 | 16 | 47 |
| Australia | 4 | 7 | 5 | 12 | 28 | 1 | 3 | -- | 4 | -- | 1 | 1 | -- | 10 | 38 |
| Fiji | -- | -- | -- | -- | 0 | -- | -- | -- | -- | -- | -- | -- | -- | 0 | 0 |
| Marshall Islands | -- | 1 | -- | -- | 1 | -- | -- | -- | -- | -- | -- | -- | -- | 0 | 1 |
| New Zealand | 1 | 1 | -- | -- | 2 | 1 | 1 | 1 | 3 | -- | -- | -- | -- | 6 | 8 |
| TOTAL | 1151 | 2009 | 116 | 201 | 3477 | 682 | 713 | 906 | 1450 | 11 | 13 | 15 | 4 | 3794 | 7271 |

ENROLLMENT BY DEPARTMENT

| | Undergraduate | | | Graduate | | | | Grand Total | |
|---|---------------|------------|------------|------------|------------|--------------|------------|-------------|------------|
| | Bachelors | Non-Degree | Total | Masters | Doctorate | Professional | Non-Degree | | |
| College of Agricultural, Consumer and Environmental Sciences | 127 | 22 | 149 | 85 | 130 | 0 | 0 | 215 | 364 |
| ACES General | -- | -- | 0 | -- | -- | -- | -- | 0 | 0 |
| Agr Cons and Env Sci Adm | -- | 22 | 22 | -- | -- | -- | -- | 0 | 22 |
| Agricultural & Biol Engineering | 11 | -- | 11 | -- | -- | -- | -- | 0 | 11 |
| Agricultural Cons and Env Sci | -- | -- | 0 | 3 | -- | -- | -- | 3 | 3 |
| Agriculture and Consumer Economics | 46 | -- | 46 | 13 | 35 | -- | -- | 48 | 94 |
| Animal Sciences | 5 | -- | 5 | 17 | 28 | -- | -- | 45 | 50 |
| Crop Sciences | 2 | -- | 2 | 22 | 24 | -- | -- | 46 | 48 |
| Food Science and Human Nutrition | 44 | -- | 44 | 19 | 19 | -- | -- | 38 | 82 |
| Human and Community Development | 5 | -- | 5 | -- | 4 | -- | -- | 4 | 9 |
| Natural Resources and Env Sci | 14 | -- | 14 | 6 | 12 | -- | -- | 18 | 32 |
| Nutritional Sciences | -- | -- | 0 | 5 | 8 | -- | -- | 13 | 13 |
| College of Applied Health Sciences | 29 | 1 | 30 | 15 | 37 | 0 | 0 | 52 | 82 |
| AHS General | -- | -- | 0 | -- | -- | -- | -- | 0 | 0 |
| Applied Health Sciences Administration | -- | 1 | 1 | -- | -- | -- | -- | 0 | 1 |
| Applied Health Sciences Crses | 1 | -- | 1 | -- | -- | -- | -- | 0 | 1 |
| Community Health | -- | -- | 0 | -- | -- | -- | -- | 0 | 0 |
| Kinesiology | 10 | -- | 10 | 9 | 21 | -- | -- | 30 | 40 |
| Recreation, Sport, and Tourism | 15 | -- | 15 | 4 | 12 | -- | -- | 16 | 31 |
| Speech and Hearing Science | 3 | -- | 3 | 2 | 4 | -- | -- | 6 | 9 |
| Institute of Aviation | 4 | 0 | 4 | 3 | 0 | 0 | 0 | 3 | 7 |
| Institute of Aviation | 4 | -- | 4 | 3 | -- | -- | -- | 3 | 7 |
| College of Business | 344 | 61 | 405 | 399 | 69 | 0 | 0 | 468 | 873 |
| Accountancy | 176 | -- | 176 | 156 | 12 | -- | -- | 168 | 344 |
| Business | -- | -- | 0 | -- | -- | -- | -- | 0 | 0 |
| Business Administration | 19 | -- | 19 | 55 | 36 | -- | -- | 91 | 110 |
| Business General | -- | -- | 0 | -- | -- | -- | -- | 0 | 0 |
| College of Business | 87 | 61 | 148 | -- | -- | -- | -- | 0 | 148 |
| Executive MBA Program | -- | -- | 0 | 3 | -- | -- | -- | 3 | 3 |
| Finance | 62 | -- | 62 | 100 | 21 | -- | -- | 121 | 183 |
| MBA Program Administration | -- | -- | 0 | 85 | -- | -- | -- | 85 | 85 |
| College of Media | 74 | 0 | 74 | 8 | 27 | 0 | 0 | 35 | 109 |
| Advertising | 49 | -- | 49 | 6 | -- | -- | -- | 6 | 55 |
| Broadcasting Development | -- | -- | 0 | -- | -- | -- | -- | 0 | 0 |
| Broadcasting General Administration | -- | -- | 0 | -- | -- | -- | -- | 0 | 0 |
| Institute of Communications Research | 7 | -- | 7 | -- | 27 | -- | -- | 27 | 34 |
| Journalism | 9 | -- | 9 | 2 | -- | -- | -- | 2 | 11 |
| Media Administration | 3 | -- | 3 | -- | -- | -- | -- | 0 | 3 |
| Media and Cinema Studies | 6 | -- | 6 | -- | -- | -- | -- | 0 | 6 |
| Media General | -- | -- | 0 | -- | -- | -- | -- | 0 | 0 |

| | Undergraduate | | | Graduate | | | | Total | Grand Total |
|--|---------------|------------|-------------|------------|-------------|--------------|------------|-------------|-------------|
| | Bachelors | Non-Degree | Total | Masters | Doctorate | Professional | Non-Degree | | |
| Division of General Studies | 232 | 0 | 232 | 0 | 0 | 0 | 0 | 0 | 232 |
| Div General Studies Admin | 232 | -- | 232 | -- | -- | -- | -- | 0 | 232 |
| College of Education | 7 | 2 | 9 | 18 | 123 | 0 | 0 | 141 | 150 |
| Curriculum and Instruction | 2 | -- | 2 | 3 | 48 | -- | -- | 51 | 53 |
| Education Administration | 4 | 2 | 6 | -- | -- | -- | -- | 0 | 6 |
| Educational Organization and Leadership | -- | -- | 0 | 1 | 2 | -- | -- | 3 | 3 |
| Educational Policy Studies | -- | -- | 0 | -- | 16 | -- | -- | 16 | 16 |
| Educational Psychology | -- | -- | 0 | 1 | 32 | -- | -- | 33 | 33 |
| Human Resource Education | -- | -- | 0 | 12 | 20 | -- | -- | 32 | 32 |
| Special Education | 1 | -- | 1 | 1 | 5 | -- | -- | 6 | 7 |
| College of Engineering | 1193 | 138 | 1331 | 386 | 1033 | 0 | 1 | 1420 | 2751 |
| Aerospace Engineering | 36 | -- | 36 | 40 | 29 | -- | -- | 69 | 105 |
| Bioengineering | 10 | -- | 10 | 1 | 16 | -- | -- | 17 | 27 |
| Civil and Environmental Engineering | 101 | -- | 101 | 113 | 134 | -- | -- | 247 | 348 |
| Computational Science and Engineering | -- | -- | 0 | -- | -- | -- | -- | 0 | 0 |
| Computer Science | 212 | -- | 212 | 29 | 225 | -- | -- | 254 | 466 |
| Electrical and Computer Engineering | 503 | -- | 503 | 81 | 198 | -- | -- | 279 | 782 |
| Engineering Administration | 4 | 138 | 142 | 13 | 26 | -- | -- | 39 | 181 |
| Engineering Courses | -- | -- | 0 | 21 | -- | -- | -- | 21 | 21 |
| Engineering General | -- | -- | 0 | -- | -- | -- | -- | 0 | 0 |
| Industrial and Enterprise Systems Engr | 101 | -- | 101 | 10 | 41 | -- | -- | 51 | 152 |
| Manufacturing Engineering | -- | -- | 0 | -- | -- | -- | -- | 0 | 0 |
| Materials Science and Engineering | 60 | -- | 60 | 4 | 71 | -- | -- | 75 | 135 |
| Mechanical Science and Engineering | 134 | -- | 134 | 72 | 127 | -- | -- | 199 | 333 |
| Nuclear Plasma and Radiological Engineering | 14 | -- | 14 | 2 | 39 | -- | -- | 41 | 55 |
| Physics | 18 | -- | 18 | -- | 127 | -- | 1 | 128 | 146 |
| Theoretical and Applied Mechanics | -- | -- | 0 | -- | -- | -- | -- | 0 | 0 |
| College of Fine and Applied Arts | 134 | 9 | 143 | 73 | 168 | 0 | 2 | 243 | 386 |
| Architecture | 55 | -- | 55 | 18 | 12 | -- | 2 | 32 | 87 |
| Art and Design | 44 | -- | 44 | 14 | 12 | -- | -- | 26 | 70 |
| Dance | -- | -- | 0 | -- | -- | -- | -- | 0 | 0 |
| FAA | -- | -- | 0 | -- | -- | -- | -- | 0 | 0 |
| FAA General | -- | -- | 0 | -- | -- | -- | -- | 0 | 0 |
| Fine and Applied Arts Administration | -- | 9 | 9 | -- | -- | -- | -- | 0 | 9 |
| Landscape Architecture | 8 | -- | 8 | 11 | 5 | -- | -- | 16 | 24 |
| Music | 12 | -- | 12 | 16 | 122 | -- | -- | 138 | 150 |
| Theatre | 5 | -- | 5 | 6 | 3 | -- | -- | 9 | 14 |
| Urban and Regional Planning | 10 | -- | 10 | 8 | 14 | -- | -- | 22 | 32 |
| Institute of Labor and Industrial Relations | 0 | 0 | 0 | 57 | 8 | 0 | 0 | 65 | 65 |
| Labor and Industrial Relations | -- | -- | 0 | 57 | 8 | -- | -- | 65 | 65 |

ENROLLMENT BY DEPARTMENT

| | Undergraduate | | | Graduate | | | | Grand Total | |
|---|---------------|------------|-------------|------------|------------|--------------|------------|-------------|-------------|
| | Bachelors | Non-Degree | Total | Masters | Doctorate | Professional | Non-Degree | | |
| College of Liberal Arts and Sciences | 1016 | 84 | 1100 | 258 | 705 | 0 | 7 | 970 | 2070 |
| African American Studies | -- | -- | 0 | -- | -- | -- | -- | 0 | 0 |
| American Indian Studies Prgrm | -- | -- | 0 | -- | -- | -- | -- | 0 | 0 |
| Animal Biology | -- | -- | 0 | -- | -- | -- | -- | 0 | 0 |
| Anthropology | -- | -- | 0 | -- | 10 | -- | -- | 10 | 10 |
| Asian American Studies | -- | -- | 0 | -- | -- | -- | -- | 0 | 0 |
| Astronomy | 2 | -- | 2 | -- | 15 | -- | -- | 15 | 17 |
| Atmospheric Sciences | 1 | -- | 1 | 3 | 14 | -- | -- | 17 | 18 |
| Basic Sciences | -- | -- | 0 | -- | -- | -- | -- | 0 | 0 |
| Basic Sciences Administration | -- | -- | 0 | -- | -- | -- | -- | 0 | 0 |
| Biochemistry | 19 | -- | 19 | 2 | 26 | -- | -- | 28 | 47 |
| Biophysics and Computational Biology | -- | -- | 0 | -- | -- | -- | -- | 0 | 0 |
| Cell and Developmental Biology | -- | -- | 0 | -- | 25 | -- | -- | 25 | 25 |
| Center for African Studies | -- | -- | 0 | 3 | -- | -- | -- | 3 | 3 |
| Chemical and Biomolecular Engineering | 84 | -- | 84 | 3 | 49 | -- | -- | 52 | 136 |
| Chemistry | 49 | -- | 49 | -- | 61 | -- | -- | 61 | 110 |
| Classics | -- | -- | 0 | -- | -- | -- | -- | 0 | 0 |
| Communication | 37 | -- | 37 | 4 | -- | -- | -- | 4 | 41 |
| Comparative and World Literature | 1 | -- | 1 | 1 | 7 | -- | -- | 8 | 9 |
| East Asian Languages and Cultures | 2 | -- | 2 | 4 | 21 | -- | -- | 25 | 27 |
| Economics | 229 | -- | 229 | 139 | 85 | -- | 2 | 226 | 455 |
| English | 7 | -- | 7 | 1 | 11 | -- | -- | 12 | 19 |
| English As an International Language | -- | -- | 0 | -- | -- | -- | 1 | 1 | 1 |
| Entomology | -- | -- | 0 | 1 | 9 | -- | -- | 10 | 10 |
| Environmental Studies Courses | -- | -- | 0 | -- | -- | -- | -- | 0 | 0 |
| French | 2 | -- | 2 | 1 | 5 | -- | -- | 6 | 8 |
| Gender and Womens Studies | -- | -- | 0 | -- | -- | -- | -- | 0 | 0 |
| Geography | 2 | -- | 2 | 2 | 13 | -- | -- | 15 | 17 |
| Geology | 2 | -- | 2 | -- | 11 | -- | -- | 11 | 13 |
| Germanic Languages and Literature | -- | -- | 0 | 2 | 2 | -- | 3 | 7 | 7 |
| Global Studies Courses | -- | -- | 0 | -- | -- | -- | -- | 0 | 0 |
| History | 4 | -- | 4 | -- | 18 | -- | -- | 18 | 22 |
| LAS General | -- | -- | 0 | -- | -- | -- | -- | 0 | 0 |
| Latin American and Caribbean Studies | -- | -- | 0 | 1 | -- | -- | -- | 1 | 1 |
| Latina/Latino Studies Program | -- | -- | 0 | -- | -- | -- | -- | 0 | 0 |
| Liberal Arts & Sciences | -- | -- | 0 | -- | -- | -- | -- | 0 | 0 |
| Liberal Arts and Sciences Administration | 75 | 84 | 159 | -- | -- | -- | -- | 0 | 159 |
| Life Sciences | 34 | -- | 34 | -- | -- | -- | -- | 0 | 34 |
| Linguistics | 1 | -- | 1 | 37 | 20 | -- | 1 | 58 | 59 |
| Mathematics | 229 | -- | 229 | 26 | 80 | -- | -- | 106 | 335 |
| Microbiology | -- | -- | 0 | -- | 20 | -- | -- | 20 | 20 |
| Molecular and Integrative Physiology | -- | -- | 0 | -- | 14 | -- | -- | 14 | 14 |
| Philosophy | 6 | -- | 6 | -- | 2 | -- | -- | 2 | 8 |
| Plant Biology | -- | -- | 0 | -- | 4 | -- | -- | 4 | 4 |
| Political Science | 37 | -- | 37 | -- | 8 | -- | -- | 8 | 45 |
| Program in Medieval Studies | -- | -- | 0 | -- | -- | -- | -- | 0 | 0 |

| | Undergraduate | | | Graduate | | | | Total | Grand Total |
|--|---------------|------------|-------------|-------------|-------------|--------------|------------|-------------|-------------|
| | Bachelors | Non-Degree | Total | Masters | Doctorate | Professional | Non-Degree | | |
| Psychology | 85 | -- | 85 | -- | 41 | -- | -- | 41 | 126 |
| Religious Studies | -- | -- | 0 | -- | -- | -- | -- | 0 | 0 |
| Sch Earth, Soc, Environ Admin | 7 | -- | 7 | -- | -- | -- | -- | 0 | 7 |
| School of Chemical Sciences | -- | -- | 0 | -- | -- | -- | -- | 0 | 0 |
| School of Integrative Biology | 12 | -- | 12 | 2 | 9 | -- | -- | 11 | 23 |
| School of Molecular and Cell Biology | 34 | -- | 34 | -- | 69 | -- | -- | 69 | 103 |
| Slavic Languages and Literature | -- | -- | 0 | -- | 6 | -- | -- | 6 | 6 |
| Sociology | 14 | -- | 14 | -- | 18 | -- | -- | 18 | 32 |
| South Asian and MidEast Studies | -- | -- | 0 | -- | -- | -- | -- | 0 | 0 |
| Spanish Italian and Portuguese | 1 | -- | 1 | 4 | 12 | -- | -- | 16 | 17 |
| Statistics | 40 | -- | 40 | 22 | 20 | -- | -- | 42 | 82 |
| Law | 0 | 0 | 0 | 80 | 10 | 23 | 7 | 120 | 120 |
| Law | -- | -- | 0 | 80 | 10 | 23 | 7 | 120 | 120 |
| Graduate School of Library and Information Sciences | 0 | 0 | 0 | 8 | 13 | 0 | 1 | 22 | 22 |
| Library and Information Science | -- | -- | 0 | 8 | 13 | -- | 1 | 22 | 22 |
| Graduate College | 0 | 0 | 0 | 0 | 0 | 0 | 1 | 1 | 1 |
| Graduate Administration | -- | -- | 0 | -- | -- | -- | 1 | 1 | 1 |
| School of Social Work | 0 | 0 | 0 | 0 | 16 | 0 | 0 | 16 | 16 |
| School of Social Work | -- | -- | 0 | -- | 16 | -- | -- | 16 | 16 |
| College of Veterinary Medicine | 0 | 0 | 0 | 5 | 17 | 1 | 0 | 23 | 23 |
| Pathobiology | -- | -- | 0 | 1 | 6 | -- | -- | 7 | 7 |
| Veterinary Biosciences | -- | -- | 0 | -- | 7 | -- | -- | 7 | 7 |
| Veterinary Clinical Medicine | -- | -- | 0 | 4 | 4 | -- | -- | 8 | 8 |
| Veterinary Diagnostic Lab | -- | -- | 0 | -- | -- | -- | -- | 0 | 0 |
| Veterinary Medical Science | -- | -- | 0 | -- | -- | -- | -- | 0 | 0 |
| Veterinary Medicine Administration | -- | -- | 0 | -- | -- | 1 | -- | 1 | 1 |
| Veterinary Program in Agriculture | -- | -- | 0 | -- | -- | -- | -- | 0 | 0 |
| Total | 3160 | 317 | 3477 | 1395 | 2356 | 24 | 19 | 3794 | 7271 |

SUMMARY TABLES

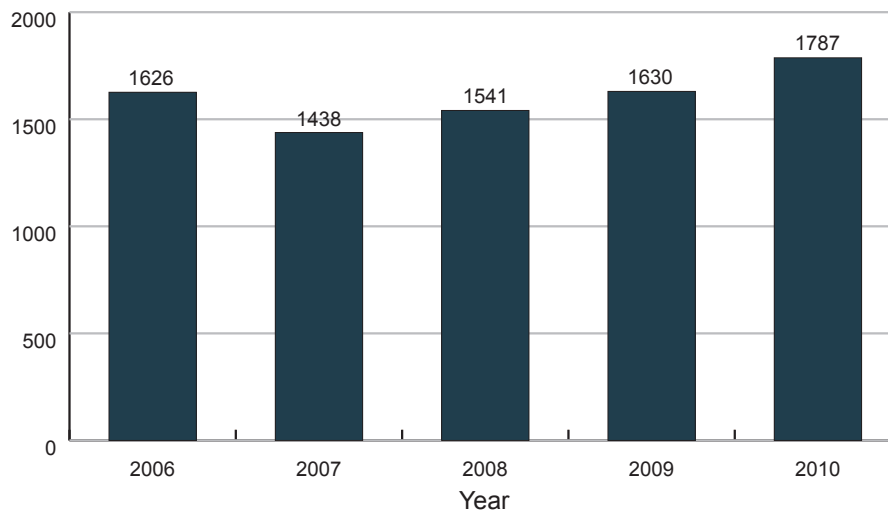
| Fall 2010 Regional Summary | | | | | | | | | | | | | | | |
|----------------------------|---------------|-------------|------------|------------|-------------|------------|------------|------------|-------------|--------------|-----------|------------|----------|-------------|-------------|
| | Undergraduate | | | | | Graduate | | | | | | | | Grand Total | |
| | Bachelors | | Non-Degree | | Total | Masters | | Doctorate | | Professional | | Non-Degree | | | Total |
| | Female | Male | Female | Male | | Female | Male | Female | Male | Female | Male | Female | Male | | |
| Africa | 6 | 11 | 2 | 0 | 19 | 8 | 15 | 13 | 32 | 0 | 0 | 0 | 0 | 68 | 87 |
| Asia | 1098 | 1875 | 34 | 61 | 3068 | 603 | 566 | 689 | 1061 | 10 | 4 | 7 | 3 | 2943 | 6011 |
| Europe | 10 | 25 | 67 | 107 | 209 | 22 | 19 | 70 | 92 | 1 | 1 | 6 | 1 | 212 | 421 |
| Latin America | 7 | 26 | 8 | 18 | 59 | 25 | 43 | 56 | 118 | 0 | 3 | 0 | 0 | 245 | 304 |
| Middle East | 2 | 24 | 0 | 3 | 29 | 14 | 55 | 62 | 109 | 0 | 0 | 1 | 0 | 241 | 270 |
| North America | 23 | 39 | 0 | 0 | 62 | 8 | 11 | 15 | 31 | 0 | 4 | 0 | 0 | 69 | 131 |
| Oceania | 5 | 9 | 5 | 12 | 31 | 2 | 4 | 1 | 7 | 0 | 1 | 1 | 0 | 16 | 47 |
| Total | 1151 | 2009 | 116 | 201 | 3477 | 682 | 713 | 906 | 1450 | 11 | 13 | 15 | 4 | 3794 | 7271 |

| Fall 2010 College Summary | | | | | | | | | |
|---|---------------|------------|-------------|-------------|-------------|--------------|------------|-------------|-------------|
| | Undergraduate | | | Graduate | | | | | Grand Total |
| | Bachelors | Non-Degree | Total | Masters | Doctorate | Professional | Non-Degree | Total | |
| Agricultural, Consumer and Environmental Sciences | 127 | 22 | 149 | 85 | 130 | 0 | 0 | 215 | 364 |
| Applied Health Sciences | 29 | 1 | 30 | 15 | 37 | 0 | 0 | 52 | 82 |
| Institute of Aviation | 4 | 0 | 4 | 3 | 0 | 0 | 0 | 3 | 7 |
| Business | 344 | 61 | 405 | 399 | 69 | 0 | 0 | 468 | 873 |
| Media | 74 | 0 | 74 | 8 | 27 | 0 | 0 | 35 | 109 |
| Division of General Studies | 232 | 0 | 232 | 0 | 0 | 0 | 0 | 0 | 232 |
| Education | 7 | 2 | 9 | 18 | 123 | 0 | 0 | 141 | 150 |
| Engineering | 1193 | 138 | 1331 | 386 | 1033 | 0 | 1 | 1420 | 2751 |
| Fine and Applied Arts | 134 | 9 | 143 | 73 | 168 | 0 | 2 | 243 | 386 |
| Institute of Labor and Industrial Relations | 0 | 0 | 0 | 57 | 8 | 0 | 0 | 65 | 65 |
| Liberal Arts and Sciences | 1016 | 84 | 1100 | 258 | 705 | 0 | 7 | 970 | 2070 |
| Law | 0 | 0 | 0 | 80 | 10 | 23 | 7 | 120 | 120 |
| Graduate School of Library and Information Sciences | 0 | 0 | 0 | 8 | 13 | 0 | 1 | 22 | 22 |
| Graduate College | 0 | 0 | 0 | 0 | 0 | 0 | 1 | 1 | 1 |
| School of Social Work | 0 | 0 | 0 | 0 | 16 | 0 | 0 | 16 | 16 |
| Veterinary Medicine | 0 | 0 | 0 | 5 | 17 | 1 | 0 | 23 | 23 |
| Total | 3160 | 317 | 3477 | 1395 | 2356 | 24 | 19 | 3794 | 7271 |

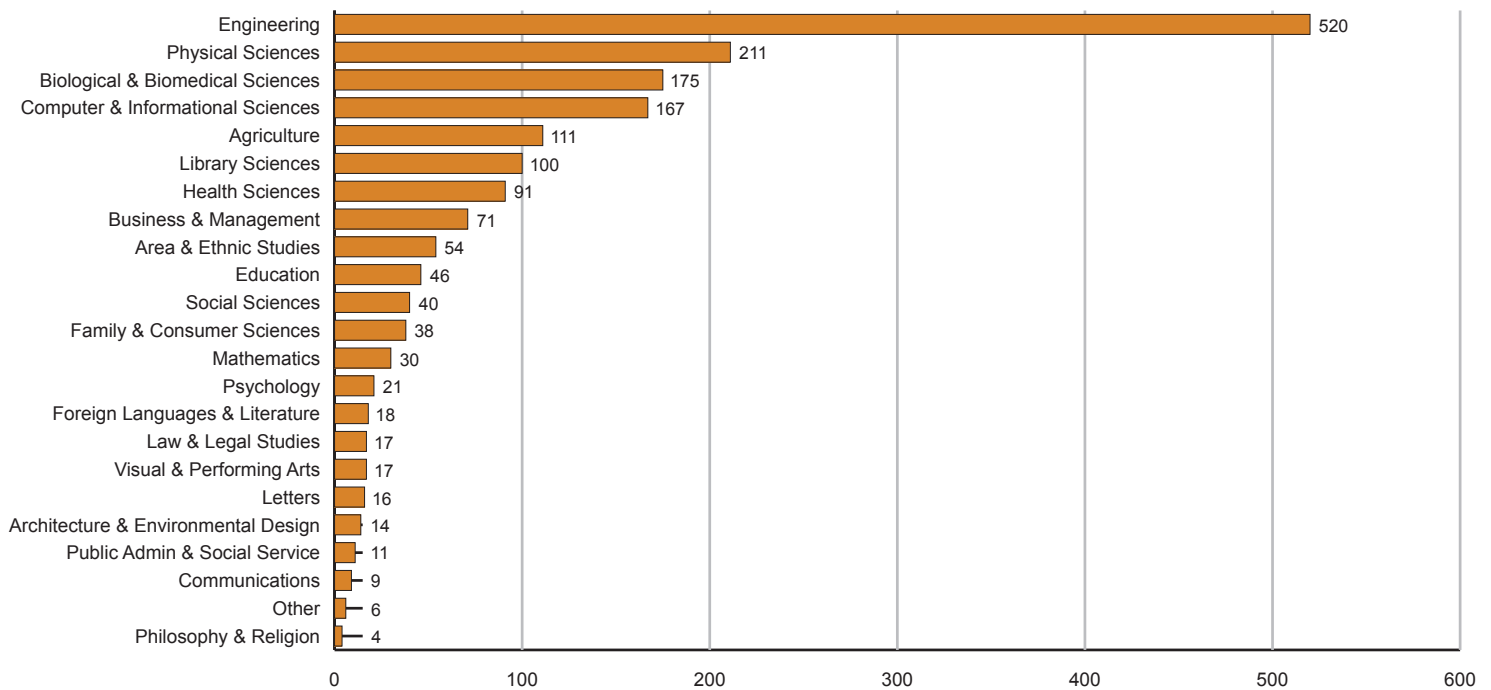
**INTERNATIONAL
FACULTY & SCHOLARS**

SUMMARY DATA

International Faculty & Staff
2006 - 2010

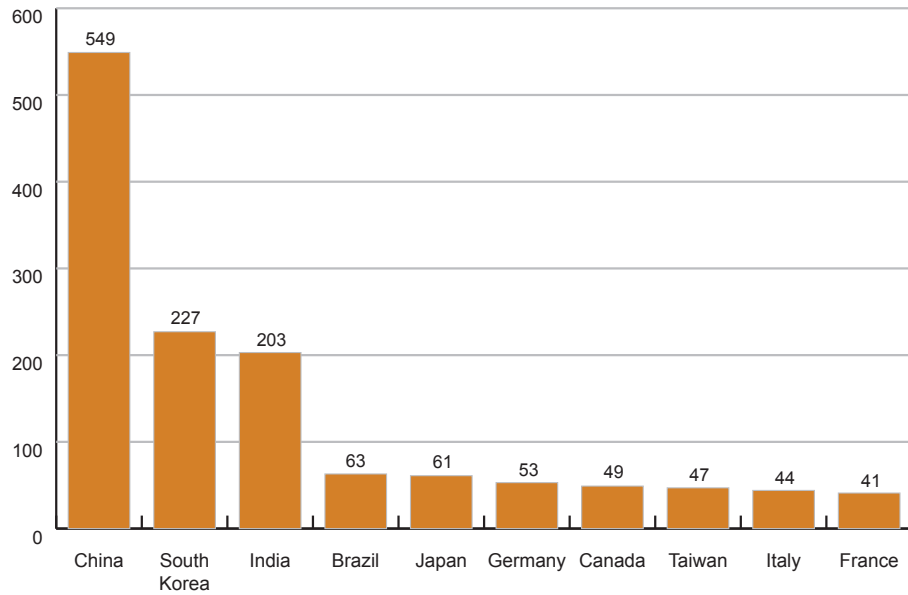


Field of Specialization

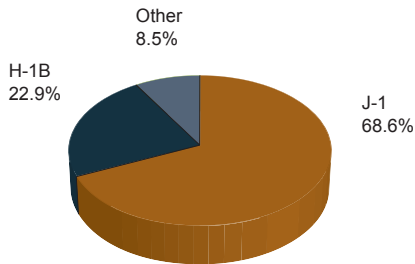


Data include the total number of International Faculty, Staff, and Scholars present at UIUC anytime from July 2009 through June 2010. Actual length of stay may range from a few weeks to several years.

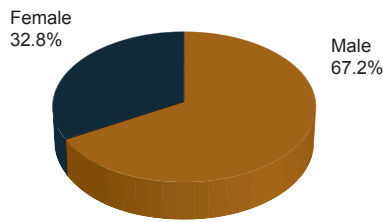
Top 10 Countries



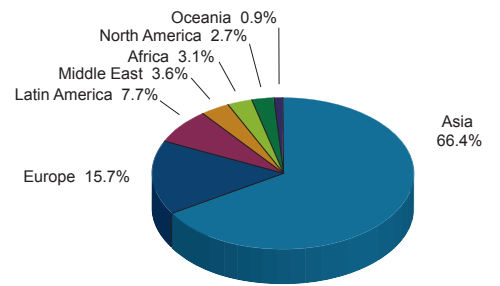
Distribution by Visa Type



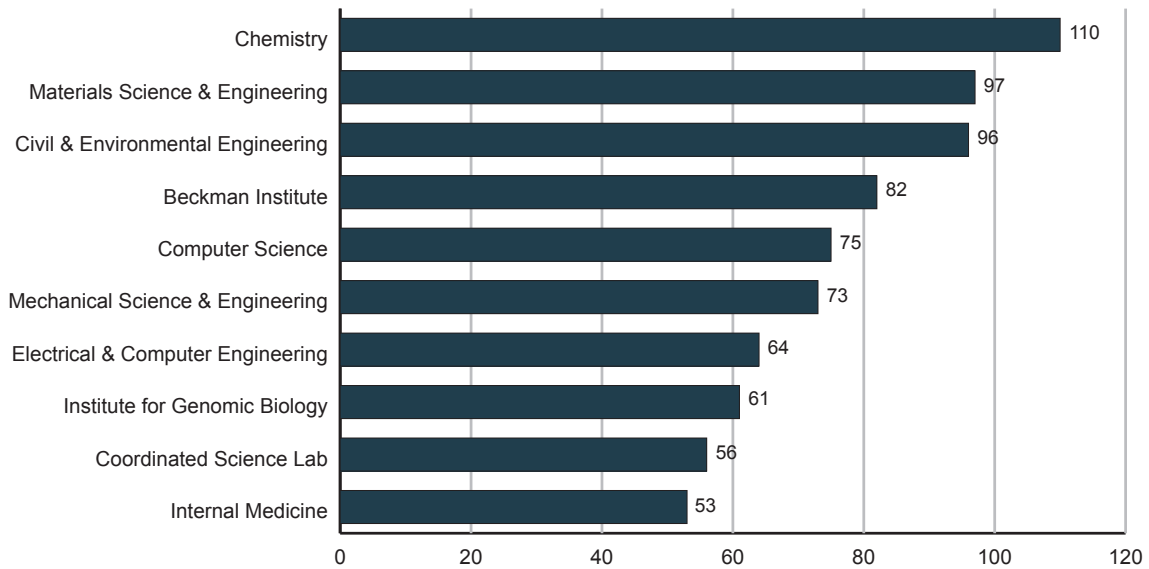
Distribution by Gender



Distribution by Region



Top 10 Departments



INTERNATIONAL FACULTY & SCHOLARS BY COUNTRY

| | J-1 | | H-1 | | Other | | Total |
|-----------------------------------|-----------|-----------|----------|----------|----------|----------|-----------|
| | Female | Male | Female | Male | Female | Male | |
| AFRICA | 22 | 20 | 0 | 9 | 2 | 2 | 55 |
| <i>CENTRAL AFRICA</i> | <i>0</i> | <i>1</i> | <i>0</i> | <i>0</i> | <i>0</i> | <i>0</i> | <i>1</i> |
| Angola | -- | -- | -- | -- | -- | -- | 0 |
| Cameroon | -- | 1 | -- | -- | -- | -- | 1 |
| Central African Republic | -- | -- | -- | -- | -- | -- | 0 |
| Chad | -- | -- | -- | -- | -- | -- | 0 |
| Congo | -- | -- | -- | -- | -- | -- | 0 |
| Congo, Democratic Republic of The | -- | -- | -- | -- | -- | -- | 0 |
| Equatorial Guinea | -- | -- | -- | -- | -- | -- | 0 |
| Gabon | -- | -- | -- | -- | -- | -- | 0 |
| Sao Tome and Principe | -- | -- | -- | -- | -- | -- | 0 |
| <i>EASTERN AFRICA</i> | <i>4</i> | <i>1</i> | <i>0</i> | <i>3</i> | <i>1</i> | <i>0</i> | <i>9</i> |
| Burundi | -- | -- | -- | -- | -- | -- | 0 |
| Comoros | -- | -- | -- | -- | -- | -- | 0 |
| Djibouti | -- | -- | -- | -- | -- | -- | 0 |
| Eritrea | -- | -- | -- | -- | -- | -- | 0 |
| Ethiopia | -- | -- | -- | 1 | 1 | -- | 2 |
| Kenya | -- | -- | -- | 2 | -- | -- | 2 |
| Madagascar | -- | -- | -- | -- | -- | -- | 0 |
| Malawi | -- | -- | -- | -- | -- | -- | 0 |
| Mauritius | -- | -- | -- | -- | -- | -- | 0 |
| Mozambique | -- | -- | -- | -- | -- | -- | 0 |
| Reunion | -- | -- | -- | -- | -- | -- | 0 |
| Rwanda | -- | -- | -- | -- | -- | -- | 0 |
| Seychelles | -- | -- | -- | -- | -- | -- | 0 |
| Somalia | -- | -- | -- | -- | -- | -- | 0 |
| Tanzania | 1 | 1 | -- | -- | -- | -- | 2 |
| Uganda | 3 | -- | -- | -- | -- | -- | 3 |
| Zambia | -- | -- | -- | -- | -- | -- | 0 |
| <i>NORTHERN AFRICA</i> | <i>8</i> | <i>5</i> | <i>0</i> | <i>5</i> | <i>0</i> | <i>2</i> | <i>20</i> |
| Algeria | 2 | -- | -- | -- | -- | -- | 2 |
| Egypt | 6 | 3 | -- | 5 | -- | 2 | 16 |
| Libya | -- | 1 | -- | -- | -- | -- | 1 |
| Morocco | -- | 1 | -- | -- | -- | -- | 1 |
| Sudan | -- | -- | -- | -- | -- | -- | 0 |
| Tunisia | -- | -- | -- | -- | -- | -- | 0 |
| Western Sahara | -- | -- | -- | -- | -- | -- | 0 |
| <i>SOUTHERN AFRICA</i> | <i>3</i> | <i>2</i> | <i>0</i> | <i>1</i> | <i>1</i> | <i>0</i> | <i>7</i> |
| Botswana | -- | -- | -- | -- | -- | -- | 0 |
| Lesotho | -- | -- | -- | -- | -- | -- | 0 |
| Namibia | -- | -- | -- | -- | -- | -- | 0 |
| South Africa | 3 | 2 | -- | 1 | 1 | -- | 7 |
| Swaziland | -- | -- | -- | -- | -- | -- | 0 |

| | J-1 | | H-1 | | Other | | Total |
|-------------------------------|------------|------------|-----------|------------|-----------|-----------|-------------|
| | Female | Male | Female | Male | Female | Male | |
| Zimbabwe | -- | -- | -- | -- | -- | -- | 0 |
| WESTERN AFRICA | 7 | 11 | 0 | 0 | 0 | 0 | 18 |
| Benin | -- | -- | -- | -- | -- | -- | 0 |
| Burkina Faso | -- | -- | -- | -- | -- | -- | 0 |
| Cape Verde | -- | -- | -- | -- | -- | -- | 0 |
| Cote D Ivoire | -- | -- | -- | -- | -- | -- | 0 |
| Gambia, The | -- | -- | -- | -- | -- | -- | 0 |
| Ghana | 1 | 2 | -- | -- | -- | -- | 3 |
| Guinea | -- | -- | -- | -- | -- | -- | 0 |
| Guinea-Bissau | -- | -- | -- | -- | -- | -- | 0 |
| Liberia | -- | -- | -- | -- | -- | -- | 0 |
| Mali | -- | -- | -- | -- | -- | -- | 0 |
| Mauritania | -- | -- | -- | -- | -- | -- | 0 |
| Niger | -- | -- | -- | -- | -- | -- | 0 |
| Nigeria | 6 | 9 | -- | -- | -- | -- | 15 |
| Saint Helena | -- | -- | -- | -- | -- | -- | 0 |
| Senegal | -- | -- | -- | -- | -- | -- | 0 |
| Sierra Leone | -- | -- | -- | -- | -- | -- | 0 |
| Togo | -- | -- | -- | -- | -- | -- | 0 |
| ASIA | 239 | 565 | 81 | 214 | 35 | 52 | 1186 |
| EAST ASIA | 213 | 473 | 47 | 112 | 18 | 25 | 888 |
| China | 166 | 248 | 29 | 78 | 12 | 16 | 549 |
| Hong Kong | -- | 1 | -- | 2 | -- | -- | 3 |
| Japan | 6 | 46 | 3 | 3 | 2 | 1 | 61 |
| Macau | -- | -- | -- | -- | -- | -- | 0 |
| Mongolia | -- | 1 | -- | -- | -- | -- | 1 |
| South Korea | 30 | 151 | 10 | 26 | 4 | 6 | 227 |
| Taiwan | 11 | 26 | 5 | 3 | -- | 2 | 47 |
| SOUTH AND CENTRAL ASIA | 16 | 68 | 32 | 95 | 15 | 18 | 244 |
| Afghanistan | -- | -- | -- | -- | -- | -- | 0 |
| Bangladesh | -- | 3 | -- | 1 | -- | 2 | 6 |
| Bhutan | -- | -- | -- | -- | -- | -- | 0 |
| India | 13 | 51 | 30 | 82 | 13 | 14 | 203 |
| Kazakhstan | -- | -- | -- | -- | -- | -- | 0 |
| Kyrgyzstan | -- | -- | -- | -- | -- | -- | 0 |
| Maldives | -- | -- | -- | -- | -- | -- | 0 |
| Nepal | -- | 1 | -- | 3 | -- | 1 | 5 |
| Pakistan | 3 | 12 | -- | 8 | -- | 1 | 24 |
| Sri Lanka | -- | -- | 2 | 1 | 1 | -- | 4 |
| Tajikistan | -- | -- | -- | -- | -- | -- | 0 |
| Turkmenistan | -- | -- | -- | -- | 1 | -- | 1 |
| Uzbekistan | -- | 1 | -- | -- | -- | -- | 1 |

INTERNATIONAL FACULTY & SCHOLARS BY COUNTRY

| | J-1 | | H-1 | | Other | | Total |
|------------------------|-----------|------------|-----------|-----------|----------|-----------|------------|
| | Female | Male | Female | Male | Female | Male | |
| <i>SOUTHEAST ASIA</i> | 10 | 24 | 2 | 7 | 2 | 9 | 54 |
| Brunei | -- | -- | -- | -- | -- | -- | 0 |
| Burma | -- | -- | -- | -- | -- | -- | 0 |
| Cambodia | -- | -- | -- | -- | -- | -- | 0 |
| Indonesia | 6 | 9 | -- | 3 | 1 | -- | 19 |
| Laos | -- | -- | -- | -- | -- | -- | 0 |
| Malaysia | 1 | 1 | -- | 1 | -- | 1 | 4 |
| Myanmar | -- | -- | -- | -- | -- | -- | 0 |
| Philippines | -- | -- | -- | 2 | -- | -- | 2 |
| Singapore | -- | 3 | 2 | 1 | -- | -- | 6 |
| Thailand | 2 | 2 | -- | -- | -- | -- | 4 |
| Timor-Leste | -- | -- | -- | -- | -- | -- | 0 |
| Vietnam | 1 | 9 | -- | -- | 1 | 8 | 19 |
| EUROPE | 69 | 141 | 17 | 34 | 5 | 14 | 280 |
| <i>EASTERN EUROPE</i> | 11 | 14 | 6 | 11 | 2 | 6 | 50 |
| Albania | -- | -- | -- | -- | -- | -- | 0 |
| Armenia | -- | -- | 1 | -- | -- | -- | 1 |
| Azerbaijan | -- | -- | -- | -- | -- | -- | 0 |
| Belarus | -- | -- | 1 | -- | -- | -- | 1 |
| Bosnia and Herzegovina | -- | -- | -- | -- | -- | -- | 0 |
| Bulgaria | 1 | -- | -- | -- | -- | -- | 1 |
| Croatia | -- | -- | -- | -- | -- | -- | 0 |
| Czech Republic | 1 | -- | 1 | -- | -- | -- | 2 |
| Estonia | -- | -- | -- | -- | -- | -- | 0 |
| Georgia | 1 | -- | -- | -- | -- | -- | 1 |
| Hungary | -- | -- | -- | 1 | -- | -- | 1 |
| Kosovo | -- | -- | -- | -- | -- | -- | 0 |
| Latvia | -- | -- | -- | -- | -- | -- | 0 |
| Lithuania | 1 | -- | -- | -- | -- | -- | 1 |
| Macedonia | -- | -- | -- | -- | -- | -- | 0 |
| Moldova | -- | -- | -- | -- | -- | -- | 0 |
| Montenegro | -- | -- | -- | -- | -- | -- | 0 |
| Poland | 1 | 2 | -- | 1 | -- | 1 | 5 |
| Romania | 4 | 4 | 1 | 4 | -- | 1 | 14 |
| Russia | 1 | 6 | 1 | 2 | 1 | 4 | 15 |
| Serbia | -- | -- | 1 | -- | 1 | -- | 2 |
| Slovakia | 1 | -- | -- | 1 | -- | -- | 2 |
| Slovenia | -- | -- | -- | -- | -- | -- | 0 |
| Ukraine | -- | 2 | -- | 2 | -- | -- | 4 |
| <i>WESTERN EUROPE</i> | 58 | 127 | 11 | 23 | 3 | 8 | 230 |
| Andorra | -- | -- | -- | -- | -- | -- | 0 |
| Austria | -- | 3 | -- | -- | -- | -- | 3 |

| | J-1 | | H-1 | | Other | | Total |
|------------------------|-----------|-----------|-----------|-----------|----------|----------|------------|
| | Female | Male | Female | Male | Female | Male | |
| Belgium | -- | 3 | -- | -- | -- | -- | 3 |
| Denmark | 1 | 2 | -- | -- | -- | -- | 3 |
| Finland | -- | -- | -- | -- | -- | -- | 0 |
| France | 12 | 23 | 2 | 4 | -- | -- | 41 |
| Germany | 11 | 34 | 1 | 5 | -- | 2 | 53 |
| Greece | -- | 4 | 1 | 1 | -- | -- | 6 |
| Iceland | -- | -- | -- | -- | -- | -- | 0 |
| Ireland | 2 | 3 | -- | -- | -- | -- | 5 |
| Italy | 14 | 22 | 1 | 4 | 2 | 1 | 44 |
| Liechtenstein | -- | -- | -- | -- | -- | -- | 0 |
| Luxembourg | -- | -- | -- | -- | -- | -- | 0 |
| Malta | -- | -- | -- | -- | -- | -- | 0 |
| Monaco | -- | -- | -- | -- | -- | -- | 0 |
| Netherlands | 5 | 4 | -- | -- | -- | -- | 9 |
| Norway | -- | -- | -- | -- | -- | -- | 0 |
| Portugal | 1 | 2 | -- | -- | -- | 1 | 4 |
| San Marino | -- | -- | -- | -- | -- | -- | 0 |
| Spain | 9 | 14 | 3 | 4 | -- | 3 | 33 |
| Sweden | 1 | 1 | -- | -- | -- | 1 | 3 |
| Switzerland | 1 | 3 | -- | 1 | -- | -- | 5 |
| United Kingdom | 1 | 9 | 3 | 4 | 1 | -- | 18 |
| Vatican City | -- | -- | -- | -- | -- | -- | 0 |
| LATIN AMERICA | 42 | 58 | 13 | 11 | 8 | 5 | 137 |
| <i>CARIBBEAN</i> | <i>2</i> | <i>1</i> | <i>0</i> | <i>0</i> | <i>1</i> | <i>0</i> | <i>4</i> |
| Anguilla | -- | -- | -- | -- | -- | -- | 0 |
| Antigua and Barbuda | -- | -- | -- | -- | -- | -- | 0 |
| Aruba (Netherlands) | -- | -- | -- | -- | -- | -- | 0 |
| Bahamas, The | -- | -- | -- | -- | -- | -- | 0 |
| Barbados | -- | -- | -- | -- | -- | -- | 0 |
| Bermuda | -- | -- | -- | -- | -- | -- | 0 |
| British Virgin Islands | -- | -- | -- | -- | -- | -- | 0 |
| Cayman Islands | -- | -- | -- | -- | -- | -- | 0 |
| Cuba | -- | 1 | -- | -- | -- | -- | 1 |
| Dominica | -- | -- | -- | -- | -- | -- | 0 |
| Dominican Republic | 1 | -- | -- | -- | 1 | -- | 2 |
| Grenada | -- | -- | -- | -- | -- | -- | 0 |
| Guadeloupe | -- | -- | -- | -- | -- | -- | 0 |
| Haiti | -- | -- | -- | -- | -- | -- | 0 |
| Jamaica | -- | -- | -- | -- | -- | -- | 0 |
| Martinique | -- | -- | -- | -- | -- | -- | 0 |
| Montserrat | -- | -- | -- | -- | -- | -- | 0 |
| Netherlands Antilles | -- | -- | -- | -- | -- | -- | 0 |
| Saint Kitts and Nevis | -- | -- | -- | -- | -- | -- | 0 |
| St. Lucia | -- | -- | -- | -- | -- | -- | 0 |

INTERNATIONAL FACULTY & SCHOLARS BY COUNTRY

| | J-1 | | H-1 | | Other | | Total |
|------------------------------------|-----------|-----------|-----------|-----------|----------|----------|-----------|
| | Female | Male | Female | Male | Female | Male | |
| St. Vincent | -- | -- | -- | -- | -- | -- | 0 |
| Trinidad & Tobago | 1 | -- | -- | -- | -- | -- | 1 |
| CENTRAL AMERICA AND MEXICO | 16 | 11 | 2 | 1 | 2 | 3 | 35 |
| Belize | -- | -- | -- | -- | -- | -- | 0 |
| Costa Rica | -- | -- | -- | -- | -- | -- | 0 |
| El Salvador | 2 | 1 | -- | -- | -- | -- | 3 |
| Guatemala | -- | -- | -- | 1 | -- | 1 | 2 |
| Honduras | 5 | 1 | -- | -- | -- | -- | 6 |
| Mexico | 9 | 8 | 2 | -- | 1 | 2 | 22 |
| Nicaragua | -- | -- | -- | -- | -- | -- | 0 |
| Panama | -- | 1 | -- | -- | 1 | -- | 2 |
| SOUTH AMERICA | 24 | 46 | 11 | 10 | 5 | 2 | 98 |
| Argentina | 2 | 3 | 1 | 3 | 2 | -- | 11 |
| Bolivia | -- | 1 | 1 | -- | -- | -- | 2 |
| Brazil | 18 | 35 | 6 | 3 | -- | 1 | 63 |
| Chile | -- | -- | 2 | -- | -- | -- | 2 |
| Colombia | 2 | 6 | -- | 1 | 3 | -- | 12 |
| Ecuador | -- | -- | -- | -- | -- | -- | 0 |
| French Guiana | -- | -- | -- | -- | -- | -- | 0 |
| Guyana | -- | -- | -- | -- | -- | -- | 0 |
| Paraguay | -- | -- | -- | -- | -- | -- | 0 |
| Peru | 1 | 1 | -- | 2 | -- | 1 | 5 |
| Suriname | -- | -- | -- | -- | -- | -- | 0 |
| Uruguay | -- | -- | -- | -- | -- | -- | 0 |
| Venezuela | 1 | -- | 1 | 1 | -- | -- | 3 |
| MIDDLE EAST | 16 | 26 | 2 | 9 | 5 | 6 | 64 |
| Bahrain | -- | -- | -- | -- | -- | -- | 0 |
| Cyprus | -- | -- | -- | -- | 1 | -- | 1 |
| Iran | 2 | 5 | -- | 3 | -- | 1 | 11 |
| Iraq | -- | -- | -- | -- | -- | -- | 0 |
| Israel | 3 | 8 | -- | 1 | 2 | 1 | 15 |
| Jordan | -- | 1 | -- | -- | -- | -- | 1 |
| Kuwait | -- | -- | -- | -- | -- | -- | 0 |
| Lebanon | -- | 1 | -- | -- | -- | -- | 1 |
| Oman | -- | -- | -- | -- | -- | -- | 0 |
| Palestinian Authority - Gaza Strip | -- | -- | -- | -- | -- | -- | 0 |
| Palestinian Authority - West Bank | -- | -- | -- | -- | -- | -- | 0 |
| Qatar | -- | -- | -- | -- | -- | -- | 0 |
| Saudi Arabia | -- | -- | -- | -- | -- | -- | 0 |
| Syria | -- | -- | -- | -- | -- | 1 | 1 |
| Turkey | 11 | 11 | 2 | 5 | 2 | 3 | 34 |
| United Arab Emirates | -- | -- | -- | -- | -- | -- | 0 |
| Yemen | -- | -- | -- | -- | -- | -- | 0 |

| | J-1 | | H-1 | | Other | | Total |
|----------------------|------------|------------|------------|------------|-----------|-----------|-------------|
| | Female | Male | Female | Male | Female | Male | |
| NORTH AMERICA | 10 | 7 | 10 | 7 | 5 | 10 | 49 |
| Canada | 10 | 7 | 10 | 7 | 5 | 10 | 49 |
| OCEANIA | 4 | 7 | 0 | 2 | 1 | 2 | 16 |
| Australia | 4 | 5 | -- | 1 | 1 | 2 | 13 |
| Fiji | -- | -- | -- | -- | -- | -- | 0 |
| Marshall Islands | -- | -- | -- | -- | -- | -- | 0 |
| New Zealand | -- | 2 | -- | 1 | -- | -- | 3 |
| TOTAL | 402 | 824 | 123 | 286 | 61 | 91 | 1787 |

International Student & Scholar Services

University of Illinois at Urbana-Champaign
400 Turner Student Services Building
610 E. John St.
Champaign, IL 61820

iss.illinois.edu